

GAME 23 • COLORADO **OREGON MEN'S BASKETBALL**

2011-12 SCHEDULE

NOVEMBER

2	Grand Canyon (EXHIBITION)	W, 82-75
6	Lewis and Clark (EXHIBITION)	W, 100-58
11	at No. 7 Vanderbilt	L, 64-78
17	Eastern Washington	W, 73-65
20	SE Missouri State	W, 86-61
23	at Nebraska	W, 83-76
29	UTEP	W, 64-59

DECEMBER

3	vs. BYU #	L, 65-79
10	Fresno State	W, 74-70
12	Portland State	W, 79-70
18	Virginia	L, 54-67
20	North Carolina Central \$	W, 58-45
21	Prairie View A&M \$	W, 74-66
22	Stephen F. Austin \$	W, 55-45
29	vs. Washington State % *	W, 92-75
31	at Washington *	L, 60-76

JANUARY

5	Stanford *	W, 78-67
8	California *	L, 60-77
12	at Arizona State *	W, 67-58
14	at Arizona *	W, 59-57
19	USC *	W, 65-62
21	UCLA *	W, 75-68
29	Oregon State *	L, 71-76

FEBRUARY

2	at Utah *	W, 79-68
4	at Colorado *	6 pm
9	Washington *	8 pm
11	Washington State *	TBA
16	at California *	7:30 pm
19	at Stanford *	4:30 pm
26	at Oregon State *	4:30 pm

MARCH

1	Colorado *	TBA
3	Utah *	TBA
7-10	Pac-12 Conference Tournament !	TBA

Played at EnergySolutions Arena in Salt Lake City
 \$ Global Sports Hoops Showcase in Eugene, Ore.
 % Played at Spokane Arena in Spokane, Wash.
 * Pac-12 Conference Regular Season Game
 ! Pac-12 Conference Tournament - Los Angeles, Calif.

2011-12 PAC-12 CONFERENCE STANDINGS

Team	Conf.	Pct.	Overall	Pct.
Washington	8-2	.800	15-7	.682
California	7-3	.700	17-6	.739
Oregon	7-3	.700	16-6	.727
Colorado	7-3	.700	15-7	.682
Stanford	6-4	.600	16-6	.727
Arizona	6-4	.600	15-8	.652
UCLA	5-5	.500	12-10	.545
Oregon St.	4-6	.400	14-8	.636
Washington St.	4-6	.400	12-10	.545
Arizona St.	3-7	.300	7-15	.318
Utah	2-8	.200	5-17	.227
USC	1-9	.100	6-17	.261



OREGON TO FACE COLORADO IN PIVOTAL LEAGUE GAME



BOULDER, Colo.

Feb. 3, 2012

The University of Oregon men's basketball team (16-6, 7-3) will play at Colorado (15-7, 7-3) on Saturday at 6 p.m. (PT). The game will be played at Coors Events Center in Boulder, Colo.

The Ducks are coming off a 79-68 road win over Utah on Thursday night. Senior guard Devoe Joseph tallied a team-best 20 points to go with five rebounds, four assists and two steals. Junior forwards Carlos Emory and E.J. Singler added 14 points and 12 points respectively.

The Buffaloes defeated Oregon State on Thursday by a score of 82-60. Andre Roberson registered game-highs with 16 points and 15 rebounds to lead CU in the home win. Colorado shot 51.8 percent from the field, while limiting OSU to 36.2 percent shooting on field goals.

Colorado has a 3-2 edge in the all-time series with Oregon. The last time the Ducks played the Buffaloes was back on March 17, 2004, a first round NIT game played at McArthur Court. Oregon's Luke Jackson scored 40 points - including 29 straight in the second half and overtime - to help the Ducks overcome an 18-point deficit en route to a 77-72 win.

The Ducks lost 61-59 at Colorado back on Dec. 2, 1983 in the last time the two teams played in Boulder. Oregon has never defeated the Buffaloes in Boulder, having lost 71-57 on Dec. 10, 1960, in the only other road game against CU.

GAME NOTES continued on page 2

OREGON FINDING SUCCESS ON THE ROAD THIS SEASON


The Ducks are 5-2 in road games this year, including a 4-1 mark against Pac-12 Conference schools. Oregon's road conference mark is impressive considering the rest of the league is 13-of-43 away from home.

OU's only two road losses on the year came in the season-opener at then No. 7 Vanderbilt and a late December loss to league-leader Washington.

Oregon has gotten out to a quick lead in road games, out-scoring the opponent 267-246 in the first half of play.

Four Ducks average double-figures in scoring on the road: Devoe Joseph, 13.8 ppg; E.J. Singler, 13.1 ppg; Garrett Sim, 11.4 ppg; Olu Ashaolu, 10.7 ppg.

The Ducks have also averaged a few more points in road games than in their home tests: 72.0 points per game on the road for a +2.3 scoring margin ... 69.0 points per game at home for a +4.9 scoring margin.



JEREMY JACOB

OREGON-COLORADO LIVE COVERAGE

- **TV:** ROOT Sports NW
Drew Goodman, ppx; Ceal Barry, analyst
Alanna Rizzo, reporter
- **Radio:** Oregon IMG Sports Network
Jerry Allen, play-by-play
- **GoDucks.com:** Live audio and stats
- **Satellite radio:** SIRIUS 85, XM 85 **
** Colorado broadcast
- **Twitter:** @Geraghty_UO for in-game updates, stats, etc.

Complete media information (radio affiliates, TV schedule and information) is located on page 3 of this release.

TENTATIVE SCHEDULE OVER THE NEXT 10 DAYS

Date	Scheduled Team Activity
Saturday, Feb. 4	Game at Colorado, 6 p.m.
Sunday, Feb. 5	Travel Day
Monday, Feb. 6	Practice, 1-4 p.m.
Tuesday, Feb. 7	Pre-practice media availability, 12:30-1 p.m.; Practice, 1-4 p.m.
Wednesday, Feb. 8	Practice, 1-4 p.m.
Thursday, Feb. 9	Game vs. Washington, 8 p.m.
Friday, Feb. 10	Practice, 1-4 p.m.
Saturday, Feb. 11	Game vs. Washington State, TBA
Sunday, Feb. 12	Off Day
Monday, Feb. 13	Practice, 1-4 p.m.

OREGON BASKETBALL QUICK FACTS

NameUniversity of Oregon
 LocationEugene, Ore.
 Founded1876
 Enrollment24,000
 NicknameDucks
 Colors..... Thunder Green (Pantone 342 5C)
and Lightning Yellow (Pantone Yellow C)
 President (interim).....Robert Berdahl
 Athletic Director Rob Mullens
 Faculty Representative..... James O'Fallon
 FacilityMatthew Knight Arena (12,369)
 Press row phone541.346.4497
 Main athletic dept. phone541.346.4481
 Ticket office phone541.346.4461

Basketball history

First year of basketball1902-03 (105th year)
 All-time basketball record 1,467 - 1,291
 All-time postseason record 35-22
 NCAA Tournament..... 10 appearances (12-9)
 *'39, '45, '60, '61, '95, '00, '02, '03, '07, '08
 NITNine appearances (11-10)
 '75, '76, '77, '84, '88, '90, '97, '99, '04
 CBI '11

* National Champions

2011-12 Coaching Staff

Head coachDana Altman (E. New Mexico, '80)
 Career record (years) 447-267 (23rd year)
 Oregon record (years)37-24 (Second year)
 Pac-12 record (years)14-14 (Second year)
 Assistant coaches Kevin McKenna
 Brian Fish, Tony Stubblefield
 Director of Operations Josh Jamieson
 Strength and conditioning coach Bryce Daub
 Athletic TrainerClay Jamieson
 Administrative assistantBlake McMahon

Team Information

Letterwinners returning / lost6 / 9
 Starters returning / lost3 / 2
 2010-11 Record21-18
 2010-11 Conference Record7-11 (t-7th)
 2010-11 postseason5-1, CBI champions

Oregon Media Services

Phone541.346.5448
 Fax541.346.5449
 DirectorDavid Williford (Exec. Asst. A.D.)
 MBB contact Chris Geraghty
 Office phone541.346.7332
 Cell phone541.335.9158
 E-mail chrisg@uoregon.edu
 Associate DirectorGreg Walker
 Assistant Directors Geoff Thurner
 Andy McNamara, Andria Wenzel
 Intern Christina Hilliard
 Office managerKim Johannsen
 Mailing addressUniversity of Oregon
Len Casanova Athletic Center
2727 Leo Harris Parkway
Eugene, OR 97401

SINGLER IS OREGON'S MR. CONSISTENCY

Junior forward E.J. Singler (bio on page 15) leads the team with 285 total points (13.0 ppg) and has grabbed a team-high 112 total rebounds (5.1 rpg). Singler has taken -- and made -- the most shots of any Duck this season (92-of-201, .458).

Singler ranks third in the Pac-12 in free throw percentage (.890, 73-of-82) and third in school history for career free throw percentage (.864, 228-of-264). As of Jan. 29, Singler ranked 19th nationally in free throw percentage (leader: 92.4 percent, Robby Ptacek, Central Connecticut State).

Singler has reached double figures in scoring in 18 of the 22 games this season. He's scored 10 or more points in 52 of his 93 career games at UO. Singler has also led the Ducks in rebounding on six occasions this season (and 28 times in his career).

He scored a career-high 26 points and added seven rebounds in a recent home win over UCLA. Singler went a career-best 16-of-17 from the free throw line against the Bruins. Singler scored 20 of UO's 60 total points at Washington, a game where he also grabbed a season-best nine boards. Earlier in the season he scored 21 points against SE Missouri State (8-of-10 on FGS).

The 6-6 forward from Medford, Ore., ranks among the Pac-12 active leaders in career statistics: sixth in career points (938) and sixth in rebounds (469).

With a 13.0 points per game average in 2011-12, Singler is on pace to eclipse the 1,000-point mark this season. Singler has 938 points in 93 career games for a 10.1 ppg scoring average. He is looking to become the 31st player in school history to reach the scoring mark.

Singler is one of two Ducks to have started every game this season (joined only by Garrett Sim). In fact, Singler has started the last 67 games for UO dating back to his freshman season. He started all 39 games a year ago and 22-of-32 games as a freshman.



E.J. SINGLER

GAME NOTES continued on page 3

2011-12 OREGON MEN'S BASKETBALL ROSTER

No.	Name	Pos.	Ht.	Wt.	Cl. - Ex.	Hometown (Previous School)
3	Garrett Sim	G	6-2	185	Sr. - 3V	Portland, Ore. (Sunset HS)
4	Nicholas Lucenti	G	6-3	212	So. - 5Q	Los Angeles, Calif. (Loyola HS)
5	Olu Ashaolu	F	6-7	220	Sr. - TR	Toronto, Ontario (Louisiana Tech)
10	Johnathan Loyd	G	5-8	165	So. - 1V	Las Vegas, Nev. (Bishop Gorman HS)
12	Brett Kingma	G	6-1	175	Fr. - HS	Mill Creek, Wash. (Jackson HS)
23	Jeremy Jacob	F	6-8	230	Sr. - 2V	Baton Rouge, La. (Chipola College)
25	E.J. Singler	F	6-6	215	Jr. - 2V	Medford, Ore. (South Medford HS)
31	Tyrone Nared	F	6-8	220	Sr. - 1V	Woonsocket, R.I. (Monroe College)
33	Carlos Emory	F	6-6	225	Jr. - TR	Bloomington, Minn. (Howard JC)
34	Devoe Joseph	G	6-4	180	Sr. - TR	Toronto, Ontario (Minnesota)
40	Austin Kuemper	C	6-9	230	Fr. - HS	Portland, Ore. (Westview HS)
42	Chris Larson	C	6-11	220	Jr. - TR	Hudson, Iowa (Black Hawk CC)
55	Tony Woods	C	6-11	250	Jr. - TR	Rome, Ga. (Wake Forest)

ROSTER BREAKDOWN

By position

G (5): Joseph, Kingma, Loyd, Lucenti, Sim

F (5): Ashaolu, Emory, Jacob, Nared, Singler

C (3): Kuemper, Larson, Woods

By year

FR (2): Kingma, Kuemper

SO (2): Loyd, Lucenti

JR (4): Emory, Larson, Singler, Woods

SR (5): Ashaolu, Jacob, Joseph, Nared, Sim

Pronunciation guide

Olu Ashaolu (OH-lew ASH-uh-lew)

Nicholas Lucenti (lew - SENTRY)

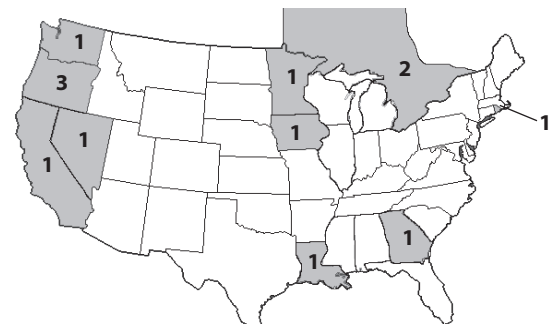
Tyrone Nared (NAIR - ed)

Austin Kuemper (KEMP - err)

GEOGRAPHIC ROSTER BREAKDOWN

By State/Country

- California (1):** Lucenti
- Georgia (1):** Woods
- Iowa (1):** Larson
- Louisiana (1):** Jacob
- Minnesota (1):** Emory
- Nevada (1):** Loyd
- Oregon (3):** Kuemper, Sim, Singler
- Rhode Island (1):** Nared
- Washington (1):** Kingma
- Ontario, Canada (2):** Asaholu, Joseph



OREGON SPORTS NETWORK - RADIO

Albany/Corvallis..... KGAL, 1580-AM
 Bend KBND, 1110-AM
 Brookings KURY, 910-AM
 Burns KZZR, 1230-AM
 Coos Bay/North Bend KWRO, 630-AM
 Eugene KCMX, 880-AM
 Florence KCST, 106.9-FM
 Klamath Falls KFLS, 1450-AM
 Lincoln City KBCH, 1400-AM
 Medford KCMX, 880-AM
 Newport KCUP, 1230-AM
 Portland KXL, 750-AM or KUFO, 970-AM
 Roseburg KSKR, 101.1-FM
 Salem KYKN, 1430-AM

All regular-season games are broadcast on the 14-station Oregon IMG Sports Network. Jerry Allen, in his 25th season, will call the action. Oregon games can also be heard (on a game-to-game basis) on Sirius and XM satellite radio.

OREGON SPORTS NETWORK - TELEVISION

OSN broadcasts (games and coaches shows) can be found on Comcast SportsNet Northwest: Cable channel 37 (HD channel 788). OSN will broadcast the weekly coaches' show, *Oregon Basketball Full Court*, airing each Monday at 8 pm (PT) throughout the Pac-12 schedule.

2011-12 TV BROADCAST SCHEDULE

Nov. 11..... at Vanderbilt (FSN)
 Nov. 17..... Eastern Washington (CSNNW)
 Nov. 23..... at Nebraska (Big Ten Network)
 Nov. 29..... UTEP (CSNNW)
 Dec. 3..... at BYU (ESPNU)
 Dec. 10..... Fresno State (CSNNW)
 Dec. 12..... Portland State (CSNNW)
 Dec. 18..... Virginia (FSN)
 Dec. 29..... at Washington State (CSNNW)
 Dec. 31..... at Washington (ESPN2)
 Jan. 5..... Stanford (CSNNW)
 Jan. 8..... California (FSN)
 Jan. 12..... at Arizona State (FSN)
 Jan. 14..... at Arizona (CBS)
 Jan. 19..... USC (CSNNW)
 Jan. 21..... UCLA (FSN)
 Jan. 29..... Oregon State (FSN)
 Feb. 4..... at Colorado (ROOT Sports)
 Feb. 9..... Washington (FSN)
 Feb. 11..... Washington State (CSNNW)
 Feb. 16..... at California (CSNNW / CSNCA)
 Feb. 19..... at Stanford (FSN)
 Feb. 26..... at Oregon State (FSN)
 March 1..... Colorado (TBA)
 March 3..... Utah (TBA)
 March 7-10..... Pac-12 Tournament (FSN / CBS)

INTERNET COVERAGE FOR OREGON MBB

Live audio, video (for a fee on the O-Zone) and stats will be available for select home games on goducks.com. O-Zone features include: Live video streaming, on-demand video replays, live audio coverage and more.

UO basketball representatives will make periodic appearances throughout the season on *Ducks Insider*, a daily sports webcast (hosted by Jerry Allen and Jill Savage, 1-3 pm) that features interviews with coaches and student-athletes.

The Ducks are on Facebook (facebook.com/oregonmbb). Follow @OregonMBB on Twitter for behind the scenes perspective by the staff and players. Follow @Geraghty_UO for the latest team news, in-game updates and facts/figures on the squad.

DUCKS ARE WINNING CLOSE GAMES THIS SEASON

Oregon is 10-1 this season in games decided by fewer than 10 points (4-0 in games decided by less than five points). UO's only loss in those games came in last Sunday's 76-71 home defeat to OSU. The Pac-12 team with the next best record in games decided by less than 10 points is Colorado (7-4).

In those tight games, the Ducks had the advantage in all three shooting percentages (*UO / Opponent*): overall field goal percentage (45.0 / 42.8), 3-point percentage (37.0 / 32.0) and free throw percentage (72.4 / 67.0).

UO has closed-out several games on the free throw line. The Ducks are shooting 88.0 percent (66-of-75) from the charity stripe in the final five minutes of games decided by less than 10 points. A big difference from the 70.2 percent (348-of-496) they are making on the season.

UO's primary ball handlers have been terrific at the line in crunch time. E.J. Singler (23-of-24), Garrett Sim (14-of-15), Devoe Joseph (11-of-13) and Johnathan Loyd (10-of-12) are a combined 58-of-64 (90.6 percent) in those pressure situations.

OREGON OFF TO STRONG START IN CONFERENCE PLAY

Oregon (7-3) is tied for second in the Pac-12 standings (with California and Colorado). It's UO's best start in league play since the 2006-07 season. The Ducks came in at No. 74 in this week's NCAA RPI Rankings released on Monday. Only two other Pac-12 schools ranks higher (Cal at No. 30 and Washington at No. 72).

The Ducks have been effective away from Eugene, as over half of UO's league wins have come on the road (4-1 in road tests). The other 11 league schools are a combined 13-of-43 in road games.

In Pac-12 games only, UO ranks tied for second in blocks (3.7 bpg), third in 3-pointers made (71) and free throw percentage (.737), and fifth in scoring offense (70.6 ppg) and rebounding margin (+2.3). Individually, Devoe Joseph is fourth (16.5 ppg) and E.J. Singler is eighth (13.9 ppg) in scoring.

GAME NOTES continued on page 4



GARRETT SIM

OREGON - COLORADO TEAM STATISTICAL COMPARISON

	ORE	OPP	Colorado	CU	OPP
SCORING	1535	1465	1542	1369	
Points per game	69.8	66.6	70.1	62.2	
Scoring margin	+3.2	-	+7.9	-	
FIELD GOALS-ATT	518-1160	538-1261	522-1145	487-1230	
Field goal pct	.447	.427	.456	.396	
3 POINT FG-ATT	151-418	136-392	136-367	139-434	
3-point FG pct	.361	.347	.371	.320	
3-pt FG made per game	6.9	6.2	6.2	6.3	
FREE THROWS-ATT	348-496	253-378	362-515	256-399	
Free throw pct	.702	.669	.703	.642	
F-Throws made per game	15.8	11.5	16.5	11.6	
REBOUNDS	751	729	828	688	
Rebounds per game	34.1	33.1	37.6	31.3	
Rebounding margin	+1.0	-	+6.4	-	
ASSISTS	296	268	281	234	
Assists per game	13.5	12.2	12.8	10.6	
TURNOVERS	302	282	306	271	
Turnovers per game	13.7	12.8	13.9	12.3	
Turnover margin	-0.9	-	-1.6	-	
Assist/turnover ratio	1.0	1.0	0.9	0.9	
STEALS	132	140	119	140	
Steals per game	6.0	6.4	5.4	6.4	
BLOCKS	84	71	67	69	
Blocks per game	3.8	3.2	3.0	3.1	
WINNING STREAK	1	-	1	-	
Home win streak	0	-	9	-	
ATTENDANCE	101430	85714	91729	59136	
Home games-Avg/Game	14-7245	7-10410	13-7056	6-6024	

OREGON PLAYERS WITH DOUBLE-DOUBLES (SEASON, CAREER)

--**Olu Ashaolu** (one in 2011-12, 27 career)
 2009-10 registered 10 double-doubles #
 2010-11 registered 16 double-doubles # *
 12-29-11 at Washington State....23 pts, 10 rebs

at Louisiana Tech
 * the 19th best mark in the NCAA

--**Carlos Emory** (one in 2011-12, one career)
 01-29-11 vs. Oregon State.....11 pts, 10 rebs

--**Jeremy Jacob** (none in 2011-12, three career)
 11-28-09 vs. Montana State..... 10 pts, 12 rebs
 02-11-10 at Arizona.....10 pts, 10 rebs
 02-27-10 at UCLA19 pts, 10 rebs

--**E.J. Singler** (none in 2011-12, three career)
 11-12-10 vs. North Dakota State 16 pts, 11 rebs
 12-11-10 vs. Willamette18 pts, 17 rebs
 03-28-11 at Creighton10 pts, 10 rebs

--**Tyrone Nared** (none in 2011-12, one career)
 01-29-11 at California14 pts, 10 rebs

OREGON'S RECORD WHEN ...

At home	11-3
On the road.....	5-2
Neutral site.....	0-1
Overtime games	0-0
vs. Top-25 team	0-1
Leading at the half	12-2
Behind at the half	2-4
Tied at the half.....	2-0
Game decided by 1-4 points	4-0
Game decided by 5-9 points	6-1
Game decided by 10-14 points	4-3
Game decided by 15 points or more.....	2-2
UO scores 50-59 points	3-1
UO scores 60-69 points	3-4
UO scores 70-79 points	7-1
UO scores 80-89 points	2-0
UO scores 90-99 points	1-0
Opponent scores 70-79 points	4-5
Opponent scores 60-69 points	7-1
Opponent scores 50-59 points	3-0
Opponent scores under 50 points	2-0
UO out-rebounds the opponent	8-2
UO is out-rebounded by the opponent.....	5-4
Same number of rebounds.....	3-0
UO has fewer assists than opponents.....	2-5
UO has more assists than opponents	12-1
Same number of assists	2-0
UO has fewer steals than opponents	7-5
UO has more steals than opponents.....	8-1
Same number of steals.....	1-0
UO has fewer blocks than opponents.....	5-4
UO has more blocks than opponents	9-1
Same number of blocks	2-1
UO has a better shooting percentage	14-1
UO has a worse shooting percentage.....	2-5
UO shoots 50 percent or better on FGs.....	3-0
UO shoots less than 50 percent on FGs.....	13-6
UO with fewer TOs than opponents.....	9-1
UO with more TOs than opponents.....	7-4
UO with same number of TOs.....	0-1
UO with fewer fouls than opponents.....	10-3
UO with more fouls than opponents	3-2
Same number of fouls	3-1
UO wearing white uniforms	6-0
UO wearing yellow uniforms.....	5-1
UO wearing green uniforms	2-2
UO wearing black uniforms	3-1
UO wearing silver (light) uniforms	0-2
UO wearing grey (dark) uniforms	0-0
UO in November games.....	4-1
UO in December games.....	6-3
UO in January games	5-2
UO in February games	1-0
30 plus FG games	2-0
50.0 plus FG Pct. games	3-0
10 plus 3FG games.....	1-0
40.0 plus 3FG Pct. games.....	8-1
75.0 plus FT Pct. games	9-1
UO records 40 plus rebounds	1-1
UO records 20 plus assists.....	1-0
UO records 10 plus steals	2-0
UO records 5 plus blocks	6-1

UO FEATURES BALANCED SCORING ATTACK

Six different Ducks have led the team in scoring this season: Devoe Joseph (eight times), Garrett Sim (six times), E.J. Singler (six times), Olu Ashaolu (twice), Johnathan Loyd (once) and Tony Woods (once). Ten of UO's 11 scholarship players have reached double-figures in scoring. The leaders in that category are Singler (18 times), Joseph (15) and Sim (14). In addition, five different Ducks have dropped 20 or more points in a game this season (Joseph, Sim and Singler three times each, Ashaolu and Loyd once).

JOSEPH KEY ADDITION TO OREGON LINEUP

Since becoming eligible to compete on Dec. 10, senior guard Devoe Joseph (bio on page 18) has averaged a team-high 15.7 points per outing. He's led the team in field goals made (83), field goals attempted (183) and minutes played (34.5 mpg) in those 16 games. The Ducks are 12-4 with him in the lineup.

Joseph has scored in double-figures 15 times and has a 30-point effort against Stanford in the books. He registered a game-high 20 points in Thursday's outing at Utah which marked the eighth time this year Joseph has led the team in scoring.

Joseph has bettered his scoring average to 16.5 points per game in the Pac-12, shooting 48.1 percent (26-of-54) on 3-pointers in those league games. He's also shooting 81.6 percent on free throws (31-of-38) against Pac-12 teams.

In his Oregon debut against Fresno State, Joseph came off the bench to score a team-high 18 points in 29 minutes. Joseph tallied 19 points and a career-high five steals in UO's win over Prairie View A&M. A night later he nearly registered a double-double with 10 points and a career-best eight rebounds against Stephen F. Austin. Joseph had 17 points and matched a career-high with seven assists in a win over Washington State.



DEVOE JOSEPH

GAME NOTES continued on page 5

2011-12 STARTING LINEUPS

Opponent (RESULT)	Guard	Guard	Forward	Forward	Center
at Vanderbilt (L)	3-Sim	00-Other	25-Singler	5-Ashaolu	55-Woods
E. WASHINGTON (W)	3-Sim	00-Other	25-Singler	5-Ashaolu	55-Woods
SE MISSOURI ST (W)	10-Loyd	3-Sim	25-Singler	31-Nared	55-Woods
at Nebraska (W)	10-Loyd	3-Sim	25-Singler	23-Jacob	31-Nared
UTEP (W)	10-Loyd	3-Sim	25-Singler	23-Jacob	31-Nared
vs. BYU (L)	10-Loyd	3-Sim	25-Singler	5-Ashaolu	55-Woods
FRESNO ST (W)	10-Loyd	3-Sim	25-Singler	5-Ashaolu	55-Woods
PORTLAND ST (W)	10-Loyd	3-Sim	25-Singler	5-Ashaolu	55-Woods
VIRGINIA (L)	10-Loyd	3-Sim	25-Singler	5-Ashaolu	55-Woods
NC CENTRAL (W)	10-Loyd	3-Sim	34-Joseph	25-Singler	55-Woods
PRAIRIE VIEW (W)	3-Sim	34-Joseph	25-Singler	23-Jacob	55-Woods
STEPHEN F. AUSTIN (W)	10-Loyd	3-Sim	34-Joseph	25-Singler	55-Woods
at Washington State (W)	10-Loyd	3-Sim	34-Joseph	25-Singler	55-Woods
at Washington (L)	10-Loyd	3-Sim	34-Joseph	25-Singler	5-Ashaolu
STANFORD (W)	3-Sim	34-Joseph	25-Singler	23-Jacob	55-Woods
CALIFORNIA (L)	3-Sim	34-Joseph	25-Singler	23-Jacob	55-Woods
at Arizona State (W)	3-Sim	34-Joseph	25-Singler	23-Jacob	55-Woods
at Arizona (W)	3-Sim	34-Joseph	25-Singler	23-Jacob	55-Woods
USC (W)	3-Sim	34-Joseph	25-Singler	23-Jacob	55-Woods
UCLA (W)	3-Sim	34-Joseph	25-Singler	23-Jacob	55-Woods
OREGON STATE (L)	3-Sim	34-Joseph	25-Singler	23-Jacob	55-Woods
at Utah (W)	3-Sim	34-Joseph	25-Singler	23-Jacob	5-Ashaolu

Most consecutive starts: Sim, Singler each with 22 (Singler has started last 67 games for UO)

Number of different lineups: Eight (in 22 games)

Record with different lineups (sorted by most starts):

- 6-2 with Garrett Sim, Devoe Joseph, E.J. Singler, Jeremy Jacob, Tony Woods
- 2-2 with Johnathan Loyd, Garrett Sim, E.J. Singler, Olu Ashaolu, Tony Woods
- 3-0 with Johnathan Loyd, Garrett Sim, Devoe Joseph, E.J. Singler, Tony Woods
- 2-0 with Johnathan Loyd, Garrett Sim, E.J. Singler, Jeremy Jacob, Tyrone Nared
- 1-1 with Garrett Sim, Other, E.J. Singler, Olu Ashaolu, Tony Woods
- 1-0 with Garrett Sim, Devoe Joseph, E.J. Singler, Jeremy Jacob, Olu Ashaolu
- 1-0 with Johnathan Loyd, Garrett Sim, E.J. Singler, Tyrone Nared, Tony Woods
- 0-1 with Johnathan Loyd, Garrett Sim, Devoe Joseph, E.J. Singler, Olu Ashaolu

Most career starts at UO: Garrett Sim 89, E.J. Singler 83, Jeremy Jacob 34, Johnathan Loyd 27, Tyrone Nared 24, Tony Woods 18 (27 total including Wake Forest), Devoe Joseph 13 (38 total including Minnesota), Olu Ashaolu 8 (83 total including LA tech).

2011-12 SINGLE-GAME LEADERS, MISC.

Points (includes ties - at UO)	Season	Career
E.J. Singler	6	13
Garrett Sim	6	11
Devoe Joseph	8	8
Jeremy Jacob	-	6
Tyrone Nared	-	2
Johnathan Loyd	1	2
Tony Woods	1	1
Olu Ashaolu	2	2

Rebounds (includes ties - at UO)	Season	Career
E.J. Singler	6	28
Jeremy Jacob	5	15
Tyrone Nared	4	11
Garrett Sim	2	6
Olu Ashaolu	4	4
Devoe Joseph	3	3
Carlos Emory	2	2
Tony Woods	1	1

Assists (includes ties - at UO)	Season	Career
Garrett Sim	8	26
Johnathan Loyd	8	18
E.J. Singler	2	11
Devoe Joseph	5	5
Carlos Emory	1	1
Tyrone Nared	1	1
Jeremy Jacob	-	1

Steals (includes ties - at UO)	Season	Career
Garrett Sim	3	15
E.J. Singler	2	13
Johnathan Loyd	6	11
Devoe Joseph	4	4
Tyrone Nared	2	4
Carlos Emory	3	3
Olu Ashaolu	3	3
Brett Kingma	1	1
Tony Woods	1	1
Jeremy Jacob	-	1

Blocks (includes ties - at UO)	Season	Career
E.J. Singler	4	22
Tyrone Nared	3	21
Tony Woods	12	12
Garrett Sim	2	3
Jeremy Jacob	-	7
Olu Ashaolu	4	4
Carlos Emory	2	2
Devoe Joseph	2	2

Double-figure scoring (all)	Season	Career
E.J. Singler	18	52
Olu Ashaolu	6	49
Devoe Joseph	15	41
Garrett Sim	14	44
Jeremy Jacob	2	16
Tyrone Nared	1	7
Johnathan Loyd	1	7
Tony Woods	3	5
Carlos Emory	3	3
Brett Kingma	1	1

20-point games (all)	Season	Career
Olu Ashaolu	1	8
Garrett Sim	3	5
Devoe Joseph	3	4
E.J. Singler	2	4
Johnathan Loyd	1	1

30-point games (all)	Season	Career
Devoe Joseph	1	1

Double-figure rebounds (all)	Season	Career
Olu Ashaolu	2	29
E.J. Singler	-	5
Jeremy Jacob	-	4
Tyrone Nared	-	1

ACTIVE STREAKS

Consecutive double-figure scoring	Player	Count
Devoe Joseph	8
E.J. Singler	3

BLOCKED SHOTS A FACTOR FOR DUCKS

UO has an 9-2 record in games where they tally four or more blocked shots. The Ducks' only losses came in the season-opener at No. 7 Vanderbilt and last Sunday against Oregon State. In 21 of the 22 outings this season, Oregon has recorded at least one block. The Ducks are 9-1 this season when they record more blocks than their opponent (L, vs. Oregon State).

Junior center Tony Woods (bio on page 21) ranks tied for first in the Pac-12 with 36 blocks (1.6 bpg). Woods has rejected 21 shots (2.1 bpg) in the Ducks' 10 conference games this year. As a team, UO ranks fifth in blocks (3.8 bpg) amongst the rest of the league.

Woods' total in 2011-12 ranks sixth all-time for blocks in a single season at Oregon. With a possible nine games remaining on the schedule, Woods is projected to break the school record for blocks in a season as he is just seven shy from breaking the record (42, Blair Rasmussen in 1983-84).

Woods had a career-high five blocks in the win over Portland State, the most blocks for a UO player since Dec. 31, 2009 (Michael Dunigan at Washington State). That total is tied for the second-best single-game effort for a Pac-12 player this season. In addition, that five-block game ranks tied for second in school history for most blocks in a single game.

SIM AVERAGING CAREER-HIGHS THIS SEASON

Senior guard Garrett Sim (bio on page 9) is averaging career-highs in points per game (12.0), field goal percentage (.503, 86-of-171), 3-point percentage (.457, 43-of-94) and free throw percentage (.860, 49-of-57). He ranks third in the conference in 3-point percentage, fourth in free throw percentage, while ranking 10th in minutes played (32.1).

Sim's does not have enough made field goals to qualify for the national rankings (minimum 5 FGs made/game; 2.5 3-PT FGs made/game). However, Sim's 3-point field goal percentage would rank 13th and his overall field goal percentage would rank 65th nationally.

In 124 career games, Sim has 928 points (seventh) and 224 assists (eighth) which both rank in the top 10 of the Pac-12's active career leaders. In addition, Sim's 155 career 3-pointers ranks second and his 93 career steals ranks seventh.

Sim is on pace to match Joevan Catron's modern school record for games played (133). With a 12.0 ppg average this season, Sim is also on track to become the 32nd player in school history to eclipse the 1,000-point mark. Sim is also just 10 steals shy of ranking 10th all-time at UO for career steals (92).

UO INKS THREE PLAYERS DURING EARLY SIGNING PERIOD

Dana Altman announced the signing of three prep standouts to National Letters of Intent. Joining the Ducks beginning in 2012-13 are Dominic Artis (Richmond, Calif. / Findlay Prep), Ben Carter (Las Vegas, Nev. / Bishop Gorman HS) and Damyean Dotson (Houston, Texas / Jack Yates High School). It is the second straight season that Altman has signed a strong recruiting class. UO brought in a consensus top 25 recruiting class a year ago according to Scout.com (No. 20), Rivals.com (No. 21) and ESPN.com (No. 23).

Dominic Artis (5-11, 175, G): Is playing his senior season at Findlay Prep in Henderson, Nev. ... Played freshman through junior seasons at Salesian High School in Richmond, Calif. ... Averaged 14 points and 4.1 assists per game as a junior at SHS ... As a freshman in 2009, helped lead SHS to California's Division IV state title ... Played AAU basketball for the Oakland Soldiers ... Also considered UCLA, California, St. Johns, Florida State, Memphis and Georgia Tech.

Ben Carter (6-8, 215, F): Is playing his senior season at Bishop Gorman High School in Las Vegas, Nev. ... Helped lead BGHS to a 25-6 overall record as a junior ... A member of the BGHS squads that won a state title in his sophomore season (playing alongside current UO player Johnathan Loyd) ... Played AAU basketball for the Las Vegas Lakers ... Also considered USC, UNLV, San Diego State, Utah and New Mexico.


Damyean Dotson (6-6, 190, G): Is playing his senior season at Jack Yates High School in Houston, Texas ... Member of JYHS team that was a consensus No. 1 ranked prep team in the nation in 2010 ... Helped lead JYHS to back-to-back state titles in freshman and sophomore seasons ... Played AAU basketball for Houston Hoops ... Also considered Arkansas, Georgetown, Colorado, Texas Tech and Baylor.

2010-11 HIGHLIGHTS AND OTHER NOTES

Oregon finished the 2010-11 season with a 21-18 record for just its 12th 20-win season in the history of the program ... UO closed the season by winning seven of its last 10 games, including 5-of-6 in the 2011 College Basketball Invitational. Oregon defeated Creighton in a best-of-three championship series to win the postseason tourney.

The Ducks also had a stretch of seven wins (in 10 games) during conference play from Jan. 13 against USC (Matt Arena opener) through Feb. 19 against Oregon State ... Oregon's shooting percentages also improved after making the arena move (listed Mac / Matt): FG% - .426 / .445; 3PT% - .300 / .354; FT% - .736 / .783.

Dana Altman posted the second-highest win total (21) of any first-year UO head coach. Only John Warren (30 wins in 1944-45) posted more in his first year on the sidelines. Altman is also just the second coach to finish his first year with a winning record.



TONY WOODS

THE LAST TIME OREGON

Team

Scored 100+ pts..... 100, vs. Willamette (12-11-10)
 Held opponent under 50 pts.....45, vs. Stephen F. Austin. (12-22-11)
 Held opponent under 40 pts.....23, vs. Savannah St. (11-20-05)
 Won by 20+ pts.....25 (86-61), vs. SE Missouri St. (11-20-11)
 Won by 30+ pts..... 33 (100-67), vs. Willamette (12-11-10)
 Won by 40+ pts..... 51 (94-43), vs. Winston-Salem St. (11-13-09)
 Made 50%+ FG.....53.2%, at Arizona St. (1-12-12)
 Made 60%+ FG..... 69.4%, at Washington St. (12-29-11)
 Held opponent under 40%36.5% (19-of-52), vs. Stephen F. Austin. (12-22-11)
 Held opponent under 30%..... 25.9% (14-of-54), vs. Washington St. (2-3-11)
 Made 40%+ 3-pt. FGs..... 50.0% (8-of-16), at Utah (2-2-12)
 Made 50%+ 3-pt. FGs..... 50.0% (8-of-16), at Utah (2-2-12)
 Held opponent under 30% 3-pts..... 15.4% (2-of-13), vs. USC (1-19-12)
 Made 10+ 3-pt FGs..... 10-of-21, vs. Prairie View A&M (12-21-11)
 Made 15+ 3-pt FGs.....18-of-31, at California (2-9-10)
 Held opponent under five 3-pt FGs..... 4-of-13, vs. UCLA (1-21-12)
 Held opponent to zero 3-pt FGs..... 0-of-13 vs. Savannah St. (11-20-05)
 Made 80%+ FT.....88.2% (15-of-17), at Utah (2-2-12)
 Made 90%+ FT.....90.9% (20-of-22), vs. North Carolina Central (12-20-11)
 Made 100% FT..... 100% (10-of-10), vs. Washington St. (3-10-10)
 Attempted 40+ FTs 45, vs. Western Michigan (11-12-07)
 Attempted 50+ FTs 54, vs. Washington (2-10-04)*
 Made 30+ FTs..... 31-of-45, vs. Western Michigan (11-12-07)
 Had 50+ rebounds 58, vs. Pepperdine (11-10-07)
 Had 60+ rebounds 65, at Washington St. (1-14-99)
 +20 rebound margin..... +20 (49-29) vs. Willamette (12-11-10)
 Forced 20+ TOs.....20, vs. Creighton (3-30-11)
 Committed under 10 TOs 7, at Utah (2-2-12)
 Had 10+ steals 12, vs. SE Missouri St. (11-20-11)
 Had 15+ steals 17, vs. Willamette (12-11-10)
 Had 20+ assists..... 20, at Washington St. (1-12-12)
 Had 30+ assists.....30, vs. Florida A&M (12-20-02)
 Blocked 10+ shots..... 10, vs. Oregon St. (1-29-12)
 Went to OT..... W (97-92), North Dakota St. (11-12-10)
 Went to 2OT..... W (91-89), at Washington St. (12-31-09)
 Went to 3OT..... W (87-83), at Washington St. (1-14-99)
 Went to 4OT+..... L, 107-102 (5OT) at California (2-10-77)*

Individual

Scored 40+ pts..... Luke Jackson (40); vs. Colorado (3-17-04)
 Scored 30+ pts..... Devoe Joseph (30); vs. Stanford (1-5-12)
 Five players w/10+ pts.....Joevan Catron (15), Jay-R Strowbridge (14),
 Garrett Sim (14), Johnathan Loyd (10), E.J. Singler (10)
 at Creighton (3-28-11)
 Six players w/10+ pts.....E.J. Singler (18), Garrett Sim (15),
 Joevan Catron (13), Teondre Williams (13),
 Malcolm Armstead (10), Jay-R Strowbridge (10)
 vs. Willamette (12-11-10)
 Seven+ players w/10+ pts.....Maarty Leunen (18), Tajuan Porter (17)
 Malik Hairston (16), Joevan Catron (14)
 Bryce Taylor (13), Kamyron Brown (11)
 LeKendric Longmire (11); vs. San Francisco (11-24-07)
 Two players w/20+ pts...Malcolm Armstead (21) and Michael Dunigan (20)
 at Washington (1-2-10)
 Three players w/20+ ptsLuke Jackson (29), Luke Ridnour (28)
 and Fred Jones (24); vs. Wake Forest (3-16-02)
 Two players w/10+ rebsE.J. Singler (12) and Michael Dunigan (10)
 vs. Oakland (12-19-09)
 Three players w/10+ rebsBalderston (13), Sprague (13) and Adams (10)
 vs. Tennessee Tech (12-29-85)
 Had 10+ assists.....Malcolm Armstead (11)
 at Arizona (3-5-11)
 Had 5+ steals.....Devoe Joseph (5)
 vs. Prairie View A&M (12-21-11)
 Had 5+ blocksTony Woods (5)
 vs. Portland St. (12-12-11)
 Made 10+ FGs.....Joevan Catron (11-of-17)
 vs. Creighton (4-1-11)
 Made 5+ 3-pt. FGs.....Devoe Joseph- (5-of-7)
 vs. Stanford (1-5-12)
 Made 10+ 3-pt. FGs.....Tajuan Porter (10-of-12)*
 vs. Portland St. (11-12-06)
 Made 10+ FTs..... E.J. Singler (16-of-17)
 vs. UCLA (1-21-12)
 Made 80%+ FG^Olu Ashaolu (9-of-11)
 at Washington St. (12-29-11)
 Made 100% FG^.....Garrett Sim (5-of-5)
 vs. Fresno St. (12-10-11)
 Recorded a double-double# Carlos Emory (11 pts, 10 rebs)
 vs. Oregon St. (1-29-12)
 Two players w/double-doubles#.....Joevan Catron (18 pts, 11 rebs)
 and Michael Dunigan (18 pts, 10 rebs)
 vs. Alabama (11-24-08)
 Player records 3+ straight double-doubles 3, Joevan Catron
24-16 rebs vs. Weber State (3-16-11);
14-11 rebs vs. Duquesne (3-21-11); 24-11 rebs vs. Boise State (3-23-11)

* - denotes school record
 ^ - minimum five attempts



DANA ALTMAN

CAREER RECORD: 447-267 (23RD YEAR) • OREGON RECORD: 37-24, 14-14 (SECOND YEAR)

On April 26, 2010, Dana Altman was named the 19th head coach in the history of the University of Oregon men's basketball program. He is 447-267 (.626) in his 23rd year as a head coach at the NCAA Division I level in stints at Oregon, Creighton, Kansas State and Marshall.

In his first season at Oregon, Altman led the Ducks to just the 12th 20-win season in the history of the program. Oregon went 21-18 overall and 7-11 in conference play which earned them a seventh-place finish in the final conference standings. Altman posted the second-highest win total of any first-year UO head coach. Only John Warren (30 wins in 1944-45) posted more in his first year on the sidelines.

The 2011 postseason included a pair of wins at the Pacific Life Pac-10 Conference Tournament, highlighted by a 76-59 upset win over No. 2-seed UCLA in the quarterfinals. Oregon participated in the 2011 College Basketball Invitational, defeating Creighton in the best-of-three championship series.

Altman arrived at UO after spending 16 seasons at Creighton where he became the school's all-time winningest coach with a record of 327-176 (.650). He led the Blue Jays to 13 consecutive postseason appearances, a stretch of 11 straight seasons with 20-plus wins, all while producing 10 or more league victories in each of the last 14 seasons. Those three feats have gone unmatched in the 103 years of the Missouri Valley Conference.

He has won four Coach-of-the-Year awards from three different conferences spanning 13 seasons, including back-to-back MVC coaching honors while he was at the Omaha, Neb., educational institution in 2001 and 2002. Altman was a finalist for the Naismith National Coach of the Year Award and was named the NABC District 12 and USBWA District VI Coach of the Year following the 2002-03 campaign.

Creighton participated in seven NCAA Men's Basketball Tournaments and five National Invitation Tournaments under Altman, advancing to the second round of the NCAA championships in both the 1998-99 and 2001-02 seasons. He led the school to a MVC regular-season title in 2000-01 - its first in 10 years. The Bluejays posted a school-record 29 wins in 2002-03, finishing the season 15th in the Associated Press poll and 23rd in the coaches' voting.

Altman finished his career at Creighton ranking third all-time on the MVC list of all-time wins (327), trailing only Basketball Hall of Fame coaches Henry Iba (486) and Eddie Hickey (337). In 2007, he was one of 10 coaches named as part of the MVC's All-Centennial Team.

His teams claimed shares of three regular-season Missouri Valley Conference championships (including the 2008-09 crown) and six conference post-season tournament titles.

Student-athletes under his direction have earned six All-America honors on the court and four Academic All-America laurels in the classroom. Three players he coached at Creighton - Kyle Korver,

Rodney Buford and Anthony Tolliver - have played in the NBA.

Along the way, Creighton established school records for most victories in a two-year (52), three-year (76) and four-year span (99). From 1998-99 through 2008-09, Creighton was one of just six schools to win 20 or more games each of those seasons, an elite list that also included Duke, Florida, Gonzaga, Kansas and Syracuse.

In addition, Altman's teams have ranked in the top 30 nationally in attendance each of the past seven years.

Altman became the 15th head coach in Creighton history following the 1993-94 season after four successful years as the head coach at Kansas State and a season at Marshall.

Hired by Creighton on March 31, 1994, Altman inherited a team that posted a 7-22 ledger the year before his arrival and led the Bluejays to a slightly improved 7-19 record in 1994-95 before his 1995-96 squad jumped to 14-15. In 1996-97, Altman's team was 15-15 and followed with another substantial jump to 18-10 and a bid to the NIT in 1997-98.

Including a combined five seasons as head coach at Marshall and Kansas State, Altman maintains a 410-243 (.628) career record in 21 years at the NCAA Division I level. His 25-year overall head coaching record is 533-267 (.666), together with four seasons at Southeast and Moberly Junior Colleges.

Altman compiled a 68-54 record in four seasons (1990-94) at Kansas State University. During that time, Altman led the Wildcats to three straight postseason tourneys and was named the Big Eight Conference Coach of the Year after leading KSU to a 19-11 record and an appearance in the NCAA Tournament in 1993.

Altman's final Kansas State club turned heads nationally with a 68-64 win at No. 1 Kansas on Jan. 17, 1994. K-State eventually advanced to play in the NIT Final Four.

Altman's success at KSU followed him from a brief head coaching stint at Marshall where he was named Southern Conference Coach of the Year in 1990.

While head coach at Southeast Junior College in Fairbury, Neb., his first team (1982-83) rolled to a 29-6 record and a third-place finish in the junior college national tournament and Altman was honored as both Region 9 and the Nebraska College Coach of the Year.

In 1983, Altman accepted the head coaching position at Moberly (Mo.) Junior College, with a three-year run resulting in a staggering 94-18 record (25-9 in 1983-84; 35-5 with a third-place finish at the national tourney in 1984-85; and a 34-4 mark in 1985-86 with a sixth-place finish at nationals).

He was named Region 16 Coach of the Year in both the 1984-85 and 1985-86 seasons, and was also a finalist for 1986 National Junior College Athletic Association Coach of the Year accolades.

Altman's playing career began at Southeast Junior College in 1976, where he captained teams

THE DANA ALTMAN FILE

PERSONAL

- Wife - Reva
- Children - Jordan, Chase, Spencer and Audra
- Date of Birth - June 16, 1958
- Hometown - Wilber, Neb.

COACHING HONORS

Creighton University

- MVC MBB All-Centennial Team Coach
- 2004 Collegeinsider.com Jim Phelan Mid-Season Coach of the Year
- 2003 Naismith National Coach of the Year Finalist
- 2003 NABC District 12 Coach of the Year
- 2003 USBWA District VI Coach of the Year
- 2002 Rawlings MVC Coach of the Year
- 2001 Rawlings MVC Coach of the Year
- 1999 NABC District 12 Coach of the Year

Kansas State University

- 1993 Big Eight Conference Coach of the Year

Marshall University

- 1990 Southern Conference Coach of the Year

Moberly (Mo.) Junior College

- 1986 Region 16 Coach of the Year
- 1986 Finalist, NJCAA Coach of the Year
- 1985 Region 16 Coach of the Year

Southeast (Neb.) Junior College

- 1983 Neb. State College Coach of the Year
- 1983 Region 9 Coach of the Year

Collegiate Playing Experience

- Eastern New Mexico - 1978-80, Guard
- Southeast Junior College - 1976-78, Guard

COLLEGE EDUCATION

- Western State University - M.B.A., 1981
- Eastern New Mexico - B.A., Business, 1980
- Southeast J.C. - A.A., Business, 1978

to a 22-10 mark in his freshman year and a 26-5 record in his sophomore season. Altman completed his undergraduate education and playing career at Eastern New Mexico University. After earning his associate degree in business administration from Southeast in 1978, Altman graduated magna cum laude from Eastern New Mexico in 1980 with his bachelor's degree in the same field.

Altman received his master of business administration degree from Western (Colo.) State in 1981. He served as an assistant coach on the Western State staff from 1980-82.

At Wilber (Neb.) High School, Altman was a two-sport letterman, earning all-conference honors as a quarterback on the football team and as a guard in basketball. Altman was born June 16, 1958, in Crete, Neb. He and his wife, the former Reva Phillips of Stanton, Neb., have three sons, Jordan, Chase and Spencer, and one daughter, Audra.

ALTMAN VERSUS ALL OPPONENTS (TOTAL: 447-267 | OREGON: 37-24 | CREIGHTON: 327-176 | KANSAS STATE: 68-54 | MARSHALL 15-13)

Conference	Overall	UO	CU	KSU	MU
Atlantic Coast	1-5	0-3	0-2	—	1-1
Duke	0-1	0-1	—	—	—
Maryland	0-1	—	0-1	—	—
Miami (Fla.)	0-1	—	0-1	—	—
Virginia	0-2	0-2	—	—	0-1
Virginia Tech	1-0	—	—	—	1-0
Atlantic Sun	1-2	—	1-0	—	0-2
E. Tennessee State	0-2	—	—	—	0-2
Florida Atlantic	1-0	—	1-0	—	—
Atlantic 10	12-8	—	9-7	3-1	—
Dayton	2-2	—	2-2	—	—
La Salle	2-0	—	—	2-0	—
Rhode Island	1-0	—	1-0	—	—
Saint Bonaventure	1-0	—	1-0	—	—
Saint Joseph's	2-0	—	2-0	—	—
Saint Louis	0-1	—	0-1	—	—
Temple	1-1	—	—	1-1	—
Xavier	3-4	—	3-4	—	—
Big East	5-7	—	5-5	0-1	0-1
DePaul	2-1	—	2-1	—	—
Louisville	1-0	—	1-0	—	—
Marquette	0-3	—	0-3	—	—
Notre Dame	1-1	—	1-0	0-1	—
Providence	1-0	—	1-0	—	—
West Virginia	0-2	—	0-1	—	0-1
Big Sky	6-0	3-0	3-0	—	—
Eastern Washington	1-0	1-0	—	—	—
Northern Colorado	1-0	—	1-0	—	—
Portland State	2-0	2-0	—	—	—
Sacramento State	2-0	—	2-0	—	—
Big South	2-1	—	1-0	—	1-1
High Point	1-0	—	1-0	—	—
VMI	1-1	—	—	—	1-1
Big Ten	17-17	1-0	13-11	3-6	—
Illinois	0-1	—	0-1	—	—
Iowa	2-1	—	2-1	—	—
Michigan	0-1	—	0-1	—	—
Minnesota	0-1	—	0-1	—	—
Nebraska	14-13	1-0	10-7	3-6	—
Ohio State	1-0	—	1-0	—	—
Big 12	20-36	0-1	4-3	15-32	1-0
Baylor	2-0	—	2-0	—	—
Iowa State	3-6	—	0-1	3-5	—
Kansas	2-8	—	—	2-8	—
Missouri	3-9	0-1	1-1	2-7	—
Oklahoma	5-3	—	—	5-3	—
Oklahoma State	2-10	—	1-1	1-9	—
Texas A&M	3-0	—	—	2-0	1-0
Big West	2-1	1-0	—	1-1	—
UC Santa Barbara	2-1	1-0	—	1-1	—
Colonial Athletic	8-2	—	8-2	—	—
Drexel	1-1	—	1-1	—	—
George Mason	3-1	—	3-1	—	—
Georgia State	2-0	—	2-0	—	—
Towson	2-0	—	2-0	—	—
Conference USA	8-11	1-0	4-7	3-3	0-1
Houston	1-2	—	1-2	—	—
Marshall	1-0	—	—	1-0	—
SMU	1-1	—	1-1	—	—
Southern Miss	2-2	—	—	2-1	0-1
Tulane	0-1	—	—	0-1	—
Tulsa	2-5	—	2-4	0-1	—
UTEP	1-0	1-0	—	—	—

Conference	Overall	UO	CU	KSU	MU
Horizon League	3-1	—	3-0	—	0-1
Cleveland State	1-1	—	1-0	—	0-1
Loyola Chicago	1-0	—	1-0	—	—
Valparaiso	1-0	—	1-0	—	—
Metro Atlantic Athletic	2-2	—	2-1	0-1	—
Fairfield	1-0	—	1-0	—	—
Iona	1-1	—	1-1	—	—
Siena	0-1	—	—	0-1	—
Mid-American	4-5	—	2-4	2-0	0-1
Akron	2-0	—	1-0	1-0	—
Bowling Green	1-0	—	1-0	—	—
Central Michigan	0-1	—	0-1	—	—
Kent State	0-2	—	0-2	—	—
Ohio	1-1	—	—	1-0	0-1
Toledo	0-1	—	0-1	—	—
Mid-Eastern Athletic	15-0	1-0	10-0	4-0	—
Bethune-Cookman	3-0	—	3-0	—	—
Coppin State	2-0	—	—	2-0	—
Delaware State	3-0	—	2-0	1-0	—
Florida A&M	2-0	—	1-0	1-0	—
Morgan State	1-0	—	1-0	—	—
Norfolk State	1-0	—	1-0	—	—
North Carolina A&T	1-0	—	1-0	—	—
N.C. Central	2-0	1-0	1-0	—	—
Missouri Valley	207-115	2-1	202-113	3-1	—
Bradley	22-14	—	22-14	—	—
Creighton	2-1	2-1	—	—	—
Drake	21-12	—	21-12	—	—
Evansville	23-9	—	23-9	—	—
Illinois State	17-18	—	17-18	—	—
Indiana State	25-11	—	25-11	—	—
Missouri State	25-16	—	25-16	—	—
Northern Iowa	23-10	—	23-10	—	—
Southern Illinois	19-16	—	19-16	—	—
Wichita State	30-8	—	27-7	3-1	—
Mountain West	10-5	—	7-5	2-0	1-0
Colorado State	3-0	—	2-0	—	1-0
New Mexico	1-1	—	1-1	—	—
TCU	1-1	—	1-1	—	—
Wyoming	5-3	—	3-3	2-0	—
Northeast	2-0	—	—	2-0	—
C. Connecticut State	1-0	—	—	1-0	—
Long Island	1-0	—	—	1-0	—
Ohio Valley	5-1	2-0	2-0	1-0	0-1
Austin Peay	0-1	—	—	—	0-1
Jacksonville State	1-0	1-0	—	—	—
Murray State	1-0	—	—	1-0	—
SE Missouri State	2-0	1-0	1-0	—	—
Tennessee Tech	1-0	—	1-0	—	—
Pac-12	21-17	16-15	—	5-3	—
Arizona	1-2	1-2	—	—	—
Arizona State	2-2	2-2	—	—	—
California	0-3	0-3	—	—	—
Colorado	5-3	—	—	5-3	—
Oregon State	2-1	2-1	—	—	—
Stanford	2-1	2-1	—	—	—
Southern California	3-0	3-0	—	—	—
UCLA	2-2	2-2	—	—	—
Utah	1-0	1-0	—	—	—
Washington	1-3	1-3	—	—	—
Washington State	2-1	2-1	—	—	—
Patriot League	2-0	—	—	1-0	1-0
Army	1-0	—	—	—	1-0
Lafayette	1-0	—	—	1-0	—

Conference	Overall	UO	CU	KSU	MU
Southeastern	3-7	0-1	2-3	1-3	—
Arkansas	0-2	—	—	0-2	—
Auburn	0-1	—	0-1	—	—
Florida	2-1	—	2-1	—	—
Kentucky	0-1	—	0-1	—	—
Mississippi State	1-0	—	—	1-0	—
Vanderbilt	0-2	0-1	—	0-1	—
Southern	11-4	—	2-1	—	9-3
Appalachian State	1-1	—	—	—	1-1
Charleston	1-0	—	—	—	1-0
Chattanooga	3-1	—	1-1	—	2-0
Citadel	1-1	—	—	—	1-1
Furman	3-1	—	1-0	—	2-1
Western Carolina	2-0	—	—	—	2-0
Southland	6-1	1-0	1-0	4-1	—
Lamar	1-1	—	—	1-1	—
Sam Houston State	1-0	—	—	1-0	—
Stephen F. Austin	1-0	1-0	—	—	—
Texas-Arlington	1-0	—	1-0	—	—
Texas-San Antonio	1-0	—	—	1-0	—
Texas State	1-0	—	—	1-0	—
Southwestern Athletic	20-0	2-0	17-0	1-0	—
Alabama State	1-0	—	—	1-0	—
Alcorn State	1-0	—	1-0	—	—
Arkansas-Pine Bluff	4-0	—	4-0	—	—
Grambling State	3-0	—	3-0	—	—
Mississippi Valley St.	7-0	—	7-0	—	—
Prairie View A&M	1-0	1-0	—	—	—
Southern	2-0	—	2-0	—	—
Texas Southern	1-0	1-0	—	—	—
Summit League	21-2	1-0	13-2	7-0	—
Centenary	1-0	—	1-0	—	—
IUPUI	1-0	—	1-0	—	—
North Dakota State	1-0	1-0	—	—	—
Oral Roberts	4-1	—	4-1	—	—
Southern Utah	2-0	—	1-0	1-0	—
UMKC	10-1	—	4-1	6-0	—
Western Illinois	2-0	—	2-0	—	—
Sun Belt	7-3	1-0	4-2	2-0	0-1
Ark.-Little Rock	3-1	—	3-1	—	—
Denver	1-0	1-0	—	—	—
South Alabama	0-1	—	—	—	0-1
Western Kentucky	3-1	—	1-1	2-0	—
West Coast	3-3	0-1	2-2	1-0	—
Brigham Young	1-2	0-1	1-1	—	—
Gonzaga	1-0	—	—	1-0	—
San Diego	1-1	—	1-1	—	—
Western Athletic	10-7	3-0	4-6	3-1	—
Fresno State	6-1	1-0	4-1	1-0	—
Hawaii	1-3	—	0-3	1-0	—
Idaho	1-0	1-0	—	—	—
Nevada	1-3	—	0-2	1-1	—
San Jose State	1-0	1-0	—	—	—
Independents	6-0	—	5-0	1-0	—
Houston Baptist	2-0	—	2-0	—	—
Savannah State	2-0	—	2-0	—	—
South Dakota	1-0	—	1-0	—	—
SIU-Edwardsville	1-0	—	—	1-0	—
Non-Division I	6-0	1-0	1-0	3-0	1-0
District of Columbia	1-0	—	—	—	1-0
Missouri S&T	1-0	—	—	1-0	—
Nebraska-Omaha	1-0	—	1-0	—	—
Northeastern Ill.	1-0	—	—	1-0	—
NW Missouri State	1-0	—	—	1-0	—
Willamette	1-0	1-0	—	—	—
Totals	446-266	36-23	327-176	68-54	15-13



3 GARRETT SIM

SENIOR • GUARD • 6-2 • 185 • PORTLAND, ORE. (SUNSET HS)

2011-12 | SENIOR SEASON

Grabbed a career-high eight rebounds Jan. 29 vs. Oregon State ... Scored 16 points Jan. 21 vs. UCLA ... Matched a season-high 20 points Jan. 19 vs. USC ... Scored 10 of his 12 points in the second half Jan. 14 at Arizona ... Scored 13 points Dec. 31 at Washington ... Had 12 points Dec. 29 at Washington State ... Matched a season-high 20 points Dec. 22 vs. Stephen F. Austin ... Posted 13 points Dec. 20 vs. NC Central ... Had 13 points Dec. 12 vs. Portland State ... Scored 17 points (5-of-5 on FGs) Dec. 10 vs. Fresno State ... Posted 16 points and career-high seven assists Dec. 3 vs. BYU ... Had a season-high 20 points Nov. 23 at Nebraska ... Tallied 14 points Nov. 20 vs. SE Missouri State ... Had team-best 17 points Nov. 17 vs. Eastern Washington.

2010-11 | JUNIOR SEASON

Played in all 39 games, a starter in 36 ... A Second Team Pac-10 All-Academic selection ... Ranked fifth on the team in scoring (8.2 ppg), field goals made and attempted (112-of-272) ... Had third-best 3-point field goal percentage (.347, 52-of-150) ... Ranked second on team for free throw percentage (.830, 44-of-53) ... Averaged 26.2 minutes per game which was fourth on the team ... Led the squad in scoring twice, reaching double-figures on 16 occasions ... Had 14 points in CBI championship game March 28 against Creighton ... Scored a season-high 20 points in March 21 CBI quarterfinal against Duquesne ... Recorded 10 points in Pac-10 Tournament games against Arizona State (March 9) and UCLA (March 10) ... Scored 14 points March 5 at No. 18 Arizona ... Had 10 points March 3 at Arizona State ... Scored 12 points Feb. 24 against Stanford ... Posted 13 points and team-high five assists Feb. 3 against Washington State ... Scored 15 points (6-of-10 FGs) Jan. 22 at Oregon State ... Had 13 points in Jan. 8 game at Washington State ... Scored 13 points Jan. 6 at Washington.

2009-10 | SOPHOMORE SEASON

One of four players to see action in all 32 games, a starter in five contests ... A Second Team Pac-10 All-Academic selection ... Averaged 4.2 ppg, 1.0 apg and 0.5 spg ... Ranked second on the team in 3-pointers made (26) and attempted (78) ... Had five double-figure scoring efforts ... Scored 14 points Dec. 22 vs. Idaho State ... Had a season-high 19 points and a career-high eight rebounds Dec. 16 vs. Mississippi Valley State.

2008-09 | FRESHMAN SEASON

Played in all 31 games, a starter in 26 ... Ranked second on the team in 3-pointers attempted (105) and 3-pointers made (31) ... Was second in free throw percentage (.778) ... Ranked third on the team in assists (2.0 apg) ... Was third in field goals attempted (200) while ranking fifth in field goals made (71) ... Ranked fifth on the team in scoring (6.8 ppg) ... Had nine double-digit scoring efforts on the season ... Had 12 points and a career-high four steals in Dec. 29 home win over Long Beach State ... Registered 16 points Dec. 7 vs. Kansas State ... Had a career-high 28 points (10-of-14 shooting, 5-of-6 on 3-pointers) and four assists Dec. 3 at Utah.

PERSONAL

Born July 10, 1990, in Portland, Ore. ... Son of Tim and Amy Sim ... Major is sociology.

GARRETT SIM'S 2011-12 GAME-BY-GAME SEASON STATISTICS

Opponent	Date	GS	Min	FG	FGA	Pct	3FG	FGA	Pct	FT	FTA	Pct	Off	Def	Tot	Avg	PF	FO	A	TO	Blk	Stl	Pts	Avg	
@ Vanderbilt	11-11	*	29	2	5	.400	0	2	.000	1	2	.500	2	4	6	5.0	1	0	4	2	0	1	5	5.0	
E. WASHINGTON	11-17	*	27	5	9	.556	2	5	.400	5	5	1.000	0	4	4	5.0	1	0	4	2	0	2	17	11.0	
SE MISSOURI ST	11-20	*	29	5	7	.714	2	2	1.000	2	3	.667	2	1	3	4.3	0	0	5	1	0	2	14	12.0	
@ Nebraska	11-23	*	30	4	6	.667	4	6	.667	8	8	1.000	0	1	1	3.5	2	0	2	2	0	1	20	14.0	
UTEP	11-29	*	36	0	6	.000	0	2	.000	2	2	1.000	0	3	3	3.4	1	0	3	0	2	1	2	11.6	
vs. BYU	12-3	*	32	6	8	.750	2	4	.500	2	2	1.000	1	2	3	3.3	2	0	7	2	0	0	16	12.3	
FRESNO ST	12-10	*	27	5	5	1.000	3	3	1.000	4	4	1.000	0	2	2	3.1	0	0	1	3	0	0	17	13.0	
PORTLAND ST	12-12	*	28	5	9	.556	3	6	.500	0	0	.000	0	1	1	2.9	0	0	0	1	1	0	13	13.0	
VIRGINIA	12-18	*	31	4	10	.400	1	4	.250	0	0	.000	0	5	5	3.1	1	0	1	1	0	1	9	12.6	
N.C. CENTRAL	12-20	*	31	5	7	.714	3	5	.600	0	0	.000	0	1	1	2.9	1	0	2	2	0	2	13	12.6	
PRAIRIE VIEW A&M	12-21	*	32	6	11	.545	2	5	.400	6	7	.857	0	6	6	3.2	1	0	3	2	1	3	20	13.3	
STEPHEN F. AUSTIN	12-22	*	36	2	5	.400	0	2	.000	4	6	.667	0	2	2	3.1	0	0	1	1	0	1	8	12.8	
@ Washington St	12-29	*	35	4	4	1.000	1	1	1.000	3	4	.750	0	2	2	3.0	1	0	2	1	0	0	12	12.8	
@ Washington	12-31	*	34	4	10	.400	3	8	.375	2	2	1.000	0	1	1	2.9	0	0	3	5	0	2	13	12.8	
STANFORD	1-5	*	36	3	6	.500	2	3	.667	1	2	.500	1	1	2	2.8	0	0	4	0	0	2	9	12.5	
CALIFORNIA	1-8	*	31	2	6	.333	1	3	.333	0	0	.000	0	0	0	2.6	3	0	4	1	1	0	5	12.1	
@ Arizona St	1-12	*	33	4	7	.571	2	5	.400	0	0	.000	0	1	1	2.5	1	0	2	2	0	1	10	11.9	
@ Arizona	1-14	*	33	5	12	.417	2	5	.400	0	1	.000	0	3	3	2.6	1	0	3	3	1	1	12	11.9	
USC	1-19	*	33	5	7	.714	4	6	.667	6	6	1.000	0	2	2	2.5	0	0	1	2	0	2	20	12.4	
UCLA	1-21	*	35	6	13	.462	3	7	.429	1	1	1.000	0	0	0	2.4	3	0	2	0	2	0	16	12.6	
OREGON ST	1-29	*	33	2	11	.182	1	6	.167	0	0	.000	2	6	8	2.7	3	0	2	3	0	1	5	12.2	
@ Utah	2-2	*	35	2	7	.286	2	4	.500	2	2	1.000	0	1	1	2.6	2	0	5	1	0	1	8	12.0	
@ Colorado	2-4	-	-	-	-	-	-	-	-	-	-	-	-	-	-	-	-	-	-	-	-	-	-		
WASHINGTON	2-9	-	-	-	-	-	-	-	-	-	-	-	-	-	-	-	-	-	-	-	-	-	-		
WASHINGTON ST	2-11	-	-	-	-	-	-	-	-	-	-	-	-	-	-	-	-	-	-	-	-	-	-		
@ California	2-16	-	-	-	-	-	-	-	-	-	-	-	-	-	-	-	-	-	-	-	-	-	-		
@ Stanford	2-19	-	-	-	-	-	-	-	-	-	-	-	-	-	-	-	-	-	-	-	-	-	-		
@ Oregon St	2-26	-	-	-	-	-	-	-	-	-	-	-	-	-	-	-	-	-	-	-	-	-	-		
3-1	-	-	-	-	-	-	-	-	-	-	-	-	-	-	-	-	-	-	-	-	-	-	-		
COLORADO	3-1	-	-	-	-	-	-	-	-	-	-	-	-	-	-	-	-	-	-	-	-	-	-		
UTAH	3-3	-	-	-	-	-	-	-	-	-	-	-	-	-	-	-	-	-	-	-	-	-	-		
Totals			22	706	86	171	.503	43	94	.457	49	57	.860	8	49	57	2.6	24	0	59	39	6	24	264	12.0

2011-12 SEASON HIGHS

Points	20	USC (01-19-12)
	20	PRAIRIE VIEW A&M (12-21-11)
	20	at Nebraska (11-23-11)
Field Goals Made	6	Two times
Field Goal Attempts	13	UCLA (01-21-12)
FG Pct (min 5 made)	1.000 (5-5)	FRESNO STATE (12-10-11)
3-Point Field Goals Made	4	Two times
3-Point FG Attempts	8	at Washington (12-31-11)
3-Pt FG Pct (min 3 made)	1.000 (3-3)	FRESNO STATE (12-10-11)
Free Throws Made	8	at Nebraska (11-23-11)
Free Throw Attempts	8	at Nebraska (11-23-11)
FT Pct (min 8 made)	1.000 (8-8)	at Nebraska (11-23-11)
Rebounds	8	OREGON STATE (01-29-12)
Assists	7	vs BYU (12-03-11)
Steals	3	PRAIRIE VIEW A&M (12-21-11)
Blocked Shots	2	UTEP (11-29-11)
Turnovers	5	at Washington (12-31-11)
Fouls	3	Two times
MINUTES	36	Three times

CAREER HIGHS

Points	28	at Utah (12-03-08)
Field Goals Made	10	at Utah (12-03-08)
Field Goal Attempts	14	at Utah (12-03-08)
FG Pct (min 8 made)	.714 (10-14)	at Utah (12-03-08)
3-Point FG Made	5	Two times
3-Point FG Attempts	9	MISSISSIPPI VALLEY ST. (12-16-09)
3-Pt FG Pct (min 3 made)	1.000 (3-3)	FRESNO STATE (12-10-11)
Free Throws Made	8	at Nebraska (11-23-11)
Free Throw Attempts	8	at Nebraska (11-23-11)
FT Pct (min 6 made)	1.000 (8-8)	at Nebraska (11-23-11)
Rebounds	8	MISSISSIPPI VALLEY ST. (12-16-09)
	8	OREGON STATE (01-29-12)
Assists	7	vs BYU (12-03-11)
Steals	4	LONG BEACH STATE (12-29-08)
Blocked Shots	2	UTEP (11-29-11)
Turnovers	5	Two times
Fouls	4	Four times
MINUTES	36	Two times

YEAR-BY-YEAR CAREER STATISTICS

Year	GP	GS	Min	Avg	FG	FGA	Pct	3FG	FGA	Pct	FT	FTA	Pct	Off	Def	Reb	Avg	PF	FO	Ast	TO	Blk	Stl	Pts	Avg
2008-09	31	26	736	23.7	71	200	.355	34	105	.324	35	45	.778	15	39	54	1.7	50	0	63	61	4	22	211	6.8
2009-10	32	5	493	15.4	45	124	.363	26	78	.333	17	24	.708	21	32	53	1.7	47	1	31	24	3	17	133	4.2
2010-11	39	36	1022	26.2	112	272	.412	52	150	.347	44	53	.830	25	64	89	2.3	63	0	71	37	2	30	320	8.2
2011-12	22	22	706	32.1	86	171	.503	43	94	.457	49	57	.860	8	49	57	2.6	24	0	59	39	6	24	264	12.0
TOTAL	124	89	2957	23.8	314	767	.409	155	427	.363	145	179	.810	69	184	253	2.0	184	1	224	161	15	93	928	7.5



4 NICHOLAS LUCENTI

SOPHOMORE • GUARD • 6-3 • 197 • LOS ANGELES, CALIF. (LOYOLA HS)

2011-12 | SOPHOMORE SEASON

Saw two minutes of action Dec. 29 at Washington State ... Played two minutes Dec. 20 vs. NC Central ... Played six minutes and recorded a rebound and an assist against SE Missouri State on Nov. 20.

2010-11 | FRESHMAN SEASON

Played in four games ... Scored one point in Nov. 23 home win over Texas Southern.

BEFORE OREGON

A two-year letterwinner for coach Jamal Adams at Loyola High School in Los Angeles, Calif. ... Named team captain as a senior ... Also a varsity football player at Loyola HS.

PERSONAL

Born May 11, 1992, in Redonda Beach, Calif. ... Son of Robert and Monica Lucenti ... Major is pre-business administration.

NICHOLAS LUCENTI'S 2011-12 GAME-BY-GAME SEASON STATISTICS

Opponent	Date	GS	Min	--- TOTAL ---			--- 3-PTS ---			--- REBOUNDS ---				PF	FO	A	TO	Blk	Stl	Pts	Avg	
				FG	FGA	Pct	3FG	3FGA	Pct	FT	FTA	Pct	Off									Def
@ Vanderbilt	11-11	DNP	-	-	-	-	-	-	-	-	-	-	-	-	-	-	-	-	-	-	-	
E. WASHINGTON	11-17	DNP	-	-	-	-	-	-	-	-	-	-	-	-	-	-	-	-	-	-	-	
SE MISSOURI ST	11-20	6	0	2	.000	0	1	.000	0	0	.000	1	0	1	1.0	0	0	1	0	0	0	0.0
@ Nebraska	11-23	DNP	-	-	-	-	-	-	-	-	-	-	-	-	-	-	-	-	-	-	-	
UTEP	11-29	DNP	-	-	-	-	-	-	-	-	-	-	-	-	-	-	-	-	-	-	-	
vs. BYU	12-3	DNP	-	-	-	-	-	-	-	-	-	-	-	-	-	-	-	-	-	-	-	
FRESNO ST	12-10	DNP	-	-	-	-	-	-	-	-	-	-	-	-	-	-	-	-	-	-	-	
PORTLAND ST	12-12	DNP	-	-	-	-	-	-	-	-	-	-	-	-	-	-	-	-	-	-	-	
VIRGINIA	12-18	DNP	-	-	-	-	-	-	-	-	-	-	-	-	-	-	-	-	-	-	-	
N.C. CENTRAL	12-20	2	0	0	.000	0	0	.000	0	0	.000	0	0	0	0.5	1	0	0	0	0	0	0.0
PRARIE VIEW A&M	12-21	DNP	-	-	-	-	-	-	-	-	-	-	-	-	-	-	-	-	-	-	-	
STEPHEN F. AUSTIN	12-22	DNP	-	-	-	-	-	-	-	-	-	-	-	-	-	-	-	-	-	-	-	
@ Washington St	12-29	2	0	0	.000	0	0	.000	0	0	.000	0	0	0	0.3	0	0	0	0	0	0	0.0
@ Washington	12-31	DNP	-	-	-	-	-	-	-	-	-	-	-	-	-	-	-	-	-	-	-	
STANFORD	1-5	DNP	-	-	-	-	-	-	-	-	-	-	-	-	-	-	-	-	-	-	-	
CALIFORNIA	1-8	DNP	-	-	-	-	-	-	-	-	-	-	-	-	-	-	-	-	-	-	-	
@ Arizona St	1-12	DNP	-	-	-	-	-	-	-	-	-	-	-	-	-	-	-	-	-	-	-	
@ Arizona	1-14	DNP	-	-	-	-	-	-	-	-	-	-	-	-	-	-	-	-	-	-	-	
USC	1-19	DNP	-	-	-	-	-	-	-	-	-	-	-	-	-	-	-	-	-	-	-	
UCLA	1-21	DNP	-	-	-	-	-	-	-	-	-	-	-	-	-	-	-	-	-	-	-	
OREGON ST	1-29	DNP	-	-	-	-	-	-	-	-	-	-	-	-	-	-	-	-	-	-	-	
@ Utah	2-2	DNP	-	-	-	-	-	-	-	-	-	-	-	-	-	-	-	-	-	-	-	
@ Colorado	2-4	-	-	-	-	-	-	-	-	-	-	-	-	-	-	-	-	-	-	-	-	
WASHINGTON	2-9	-	-	-	-	-	-	-	-	-	-	-	-	-	-	-	-	-	-	-	-	
WASHINGTON ST	2-11	-	-	-	-	-	-	-	-	-	-	-	-	-	-	-	-	-	-	-	-	
@ California	2-16	-	-	-	-	-	-	-	-	-	-	-	-	-	-	-	-	-	-	-	-	
@ Stanford	2-19	-	-	-	-	-	-	-	-	-	-	-	-	-	-	-	-	-	-	-	-	
@ Oregon St	2-26	-	-	-	-	-	-	-	-	-	-	-	-	-	-	-	-	-	-	-	-	
COLORADO	3-1	-	-	-	-	-	-	-	-	-	-	-	-	-	-	-	-	-	-	-	-	
UTAH	3-3	-	-	-	-	-	-	-	-	-	-	-	-	-	-	-	-	-	-	-	-	
Totals		0	10	0	2	.000	0	1	.000	0	0	.000	1	0	1	0.3	1	0	1	0	0	0.0

2011-12 SEASON HIGHS

Field Goal Attempts	2	SE MISSOURI STATE (11-20-11)
3-Point FG Attempts	1	SE MISSOURI STATE (11-20-11)
Rebounds	1	SE MISSOURI STATE (11-20-11)
Assists	1	SE MISSOURI STATE (11-20-11)
Fouls	1	N. CAROLINA CENTRAL (12-20-11)
MINUTES	6	SE MISSOURI STATE (11-20-11)
	2	at Washington State (12-29-11)
	2	N. CAROLINA CENTRAL (12-20-11)

CAREER HIGHS

Points	1	TEXAS SOUTHERN (11-23-10)
Field Goal Attempts	2	WILLAMETTE (12-11-10)
	2	SE MISSOURI STATE (11-20-11)
3-Point FG Attempts	1	WILLAMETTE (12-11-10)
	1	SE MISSOURI STATE (11-20-11)
Free Throws Made	1	TEXAS SOUTHERN (11-23-10)
Free Throw Attempts	2	TEXAS SOUTHERN (11-23-10)
Rebounds	1	SE MISSOURI STATE (11-20-11)
Assists	1	SE MISSOURI STATE (11-20-11)
Fouls	1	TEXAS SOUTHERN (11-23-10)
	1	N. CAROLINA CENTRAL (12-20-11)
MINUTES	6	SE MISSOURI STATE (11-20-11)

YEAR-BY-YEAR CAREER STATISTICS

Year	GP	GS	Min	Avg	FG	FGA	Pct	3FG	3FGA	Pct	FT	FTA	Pct	Off	Def	Reb	Avg	PF	FO	Ast	TO	Blk	Stl	Pts	Avg
2010-11	4	0	7	1.8	0	2	.000	0	1	.000	1	2	.500	0	0	0	0.0	1	0	0	0	0	0	1	0.3
2011-12	3	0	10	3.3	0	2	.000	0	1	.000	0	0	.000	1	0	1	0.3	1	0	1	0	0	0	0	0.0
TOTAL	8	0	18	2.3	0	4	.000	0	2	.000	1	2	.500	1	0	1	0.1	2	0	1	0	0	0	1	0.1



5 OLU ASHAOLU

SENIOR • FORWARD • 6-7 • 220 • TORONTO, CANADA (LOUISIANA TECH)

2011-12 | SENIOR SEASON

Had 11 points and five rebounds Jan. 19 vs. USC ... Talled team-high 13 points Jan. 14 at Arizona ... Scored 10 points Jan. 8 vs. California ... Grabbed season-high 12 rebounds Dec. 31 at Washington ... Had season-high 23 points and 10 rebounds for first double-double as a Duck (27th of career) Dec. 29 at Washington State ... Had a season-high 13 points (6-of-9 FGs) and matched a career-high with three steals Nov. 29 vs. UTEP ... Scored 12 points on 4-of-5 shooting Nov. 23 at Nebraska ... Scored nine points and grabbed six rebounds Nov. 17 vs. Eastern Washington.

BEFORE OREGON

Only player to start all 32 games for Louisiana Tech during 2010-11 season ... Named to preseason All-WAC Second Team ... Named All-WAC Honorable Mention and earned a spot on the All-WAC Defensive Team ... Earned NABC District 6 Second Team honors ... Named to the All-LSWA First Team... Named LSWA Player of the Week once ... Named WAC Player of the Week once ... For the season, averaged 14.2 points, 9.4 rebounds and 30.9 minutes ... His 9.4 rebounds ranked 38th in the NCAA and was the most averaged in a season at Tech since Paul Millsap finished 2005-06 with 13.3 per game ... Had 16 double-doubles, the 19th best mark in the NCAA ... Shot 52.8 percent from the field, the 45th best mark in the NCAA ... Scored at least 10 points 24 times and at least 20 points seven times ... Recorded a career-high 26 points at Nevada (1/22) on a career-best 11-of-19 from the field to go with 17 rebounds ... In the very next game, had 24 points and a season-high 18 rebounds against Idaho (1/27) ... Started 34 and played in all 35 games during the 2009-10 season ... Earned Honorable Mention all-Louisiana honors as a sophomore ... Named WAC Player of the Week and LSWA Player of the Week ... Averaged 10.7 points and 8.1 rebounds ... Had 10 double-doubles ... Scored 10+ points 19 times... Grabbed 10+ rebounds 11 times... Recorded 17 points and a career-high 21 rebounds (nine offensive) at Houston (12/29) ... Saw action in 33 games as a freshman during the 2008-09 season ... Averaged 5.3 points and 4.3 rebounds per game ... Redshirted the 2007-08 campaign ... Played prep basketball at Christian Life Center Academy in Humble, Texas ... Played on the Canadian Junior National team at FIBA American Qualifiers.

PERSONAL

Born April 18, 1988, in Lagos, Nigeria ... Son of Christianah Ashaolu ... Full name is Oluseyi Ashaolu.

OLU ASHAOLU'S 2011-12 GAME-BY-GAME SEASON STATISTICS

Opponent	Date	GS	Min	FG	FGA	Pct	3FG	FGA	Pct	FT	FTA	Pct	Off	Def	Tot	Avg	PF	FO	A	TO	Blk	Stl	Pts	Avg	
@ Vanderbilt	11-11	*	26	3	7	.429	0	2	.000	0	0	.000	0	3	3	3.0	4	0	0	0	0	0	6	6.0	
E. WASHINGTON	11-17	*	18	3	7	.429	0	2	.000	3	6	.500	0	4	4	3.5	4	0	0	6	0	0	9	7.5	
SE MISSOURI ST	11-20		11	2	5	.400	0	0	.000	2	2	1.000	1	1	2	3.0	5	1	0	1	0	1	6	7.0	
@ Nebraska	11-23		23	4	5	.800	0	0	.000	4	8	.500	0	3	3	3.0	5	1	2	0	0	0	12	8.3	
UTEP	11-29		29	6	9	.667	0	1	.000	1	2	.500	1	4	5	3.4	4	0	0	1	3	13	9.2		
vs. BYU	12-3	*	27	2	5	.400	0	0	.000	2	3	.667	4	5	9	4.3	1	0	1	1	1	1	6	8.7	
FRESNO ST	12-10	*	27	2	4	.500	0	0	.000	0	2	.000	2	4	4	4.3	4	0	0	2	1	1	4	8.0	
PORTLAND ST	12-12	*	22	2	6	.333	0	0	.000	3	6	.500	3	2	5	4.4	2	0	1	0	0	1	7	7.9	
VIRGINIA	12-18	*	15	1	3	.333	0	0	.000	0	0	.000	1	0	1	4.0	4	0	1	2	0	0	2	7.2	
N.C. CENTRAL	12-20		21	3	4	.750	0	1	.000	2	2	1.000	3	6	9	4.5	2	0	0	3	0	0	8	7.3	
PRARIE VIEW A&M	12-21		11	1	2	.500	0	0	.000	1	1	1.000	1	1	2	4.3	2	0	0	4	0	0	3	6.9	
STEPHEN F. AUSTIN	12-22		17	3	4	.750	0	0	.000	3	6	.500	2	4	6	4.4	2	0	1	3	1	2	9	7.1	
@ Washington St	12-29		24	9	11	.818	0	0	.000	5	12	.417	1	9	10	4.8	4	0	0	2	1	0	23	8.3	
@ Washington	12-31	*	25	2	8	.250	0	0	.000	2	3	.667	6	6	12	5.4	3	0	0	2	0	0	6	8.1	
STANFORD	1-5		14	2	3	.667	0	1	.000	3	3	1.000	0	1	1	5.1	4	0	0	4	0	0	7	8.1	
CALIFORNIA	1-8		21	2	8	.250	0	0	.000	6	9	.667	4	1	5	5.1	3	0	0	3	0	0	10	8.2	
@ Arizona St	1-12		18	3	6	.500	0	0	.000	1	3	.333	0	4	4	5.0	2	0	0	1	0	0	7	8.1	
@ Arizona	1-14		18	5	10	.500	1	1	1.000	2	4	.500	2	2	4	4.9	5	1	0	0	0	2	13	8.4	
USC	1-19		20	5	6	.833	0	0	.000	1	3	.333	2	3	5	4.9	2	0	1	3	0	0	11	8.5	
UCLA	1-21		11	0	2	.000	0	1	.000	1	2	.500	1	0	1	4.8	2	0	0	0	0	0	1	8.2	
OREGON ST	1-29		19	2	4	.500	0	0	.000	0	0	.000	2	2	4	4.7	3	0	1	4	3	0	4	8.0	
@ Utah	2-2	*	18	4	6	.667	0	0	.000	0	0	.000	0	5	5	4.7	3	0	2	1	2	0	8	8.0	
@ Colorado	2-4		-	-	-	-	-	-	-	-	-	-	-	-	-	-	-	-	-	-	-	-	-		
WASHINGTON	2-9		-	-	-	-	-	-	-	-	-	-	-	-	-	-	-	-	-	-	-	-	-		
WASHINGTON ST	2-11		-	-	-	-	-	-	-	-	-	-	-	-	-	-	-	-	-	-	-	-	-		
@ California	2-16		-	-	-	-	-	-	-	-	-	-	-	-	-	-	-	-	-	-	-	-	-		
@ Stanford	2-19		-	-	-	-	-	-	-	-	-	-	-	-	-	-	-	-	-	-	-	-	-		
@ Oregon St	2-26		-	-	-	-	-	-	-	-	-	-	-	-	-	-	-	-	-	-	-	-	-		
3-1			-	-	-	-	-	-	-	-	-	-	-	-	-	-	-	-	-	-	-	-	-		
COLORADO	3-1		-	-	-	-	-	-	-	-	-	-	-	-	-	-	-	-	-	-	-	-	-		
UTAH	3-3		-	-	-	-	-	-	-	-	-	-	-	-	-	-	-	-	-	-	-	-	-		
Totals			8	435	66	125	.528	1	9	.111	42	77	.545	36	68	104	4.7	70	3	10	42	10	10	175	8.0

2011-12 SEASON HIGHS


Points	23	at Washington State (12-29-11)
Field Goals Made	9	at Washington State (12-29-11)
Field Goal Attempts	11	at Washington State (12-29-11)
FG Pct (min 6 made)	.818 (9-11)	at Washington State (12-29-11)
3-Point Field Goals Made	1	at Arizona (01-14-12)
3-Point FG Attempts	2	Two times
Free Throws Made	6	CALIFORNIA (01-08-12)
Free Throw Attempts	12	at Washington State (12-29-11)
FT Pct (min 3 made)	1.000 (3-3)	STANFORD (01-05-12)
Rebounds	12	at Washington (12-31-11)
Assists	2	at Nebraska (11-23-11)
Steals	3	UTEP (11-29-11)
Blocked Shots	1	Five times
Turnovers	6	EASTERN WASHINGTON (11-17-11)
Fouls	5	Three times
MINUTES	29	UTEP (11-29-11)

CAREER HIGHS

Points	26	at Nevada (01-22-11)
Field Goals Made	11	at Nevada (01-22-11)
Field Goal Attempts	19	Two times
FG Pct (min 6 made)	.818 (9-11)	at Washington State (12-29-11)
3-Point Field Goals Made	2	at Fresno State (02-05-11)
3-Point FG Attempts	3	Four times
3-Pt FG Pct (min 2 made)	.667	at Fresno State (02-05-11)
Free Throws Made	9	Three times
Free Throw Attempts	18	GEORGIA STATE (02-19-11)
FT Pct (min 3 made)	1.000	at Northwestern State (12-07-10)
Rebounds	21	at Houston (12-29-09)
Assists	6	AUSTIN (11-13-10)
Steals	3	Seven times
Blocked Shots	2	Four times
Turnovers	8	NEVADA (03-03-11)
Fouls	5	13 times
MINUTES	40	at Boise State (12-29-10)

YEAR-BY-YEAR CAREER STATISTICS

Year	GP	GS	Min	Avg	FG	FGA	Pct	3FG	FGA	Pct	FT	FTA	Pct	Off	Def	Reb	Avg	PF	FO	Ast	TO	Blk	Stl	Pts	Avg
2008-09	33	9	623	18.9	67	138	.486	1	6	.167	41	73	.562	46	96	142	4.3	88	2	19	75	7	15	176	5.3
2009-10	35	34	981	28.0	151	283	.534	6	24	.250	67	142	.472	108	175	283	8.1	108	6	37	81	7	26	375	10.7
2010-11	32	32	990	30.9	163	309	.528	12	41	.293	117	194	.603	86	214	300	9.4	116	11	52	111	10	31	455	14.2
TECH TOTALS	100	75	2594	25.9	381	730	.522	19	71	.268	225	409	.550	240	485	178	7.3	312	19	108	267	24	72	1006	10.1
2011-12	22	8	435	19.8	66	125	.528	1	9	.111	42	77	.545	36	68	104	4.7	70	3	10	42	10	10	175	8.0
ORE TOTALS	22	8	435	19.8	66	125	.528	1	9	.111	42	77	.545	36	68	104	4.7	70	3	10	42	10	10	175	8.0



10 JOHNATHAN LOYD

SOPHOMORE • GUARD • 5-8 • 165 • LAS VEGAS, NEV. (BISHOP GORMAN HS)

2011-12 | SOPHOMORE SEASON

Had team-high six assists (1 TO) in 18 minutes Jan. 12 at Arizona State ... Scored nine points in a career-high 33 minutes Dec. 22 vs. Stephen F. Austin ... Matched a career-high with three steals Dec. 12 vs. Portland State ... Talled career highs in points (24), field goals made (8), 3-pointers made (6) Nov. 29 vs. UTEP ... Matched a career-best with three steals Nov. 20 vs. SE Missouri State ... Had nine points and matched a career-high with three steals Nov. 17 vs. Eastern Washington ... Matched a career-high with eight assists (three TOs) and grabbed five rebounds Nov. 11 at No. 7 Vanderbilt.

2010-11 | FRESHMAN SEASON

Played in all 39 games, a starter in 16 ... Averaged 4.7 points and 1.9 rebounds per game ... Ranked second on the team in assists (2.3 apg), while ranking fourth in steals (0.9 spg) and free throw percentage (.737, 42-of-57) ... Led the team in scoring once, reaching double figures on six occasions ... Led the team in assists 10 times ... Had 10 points and five assists against in March 28 CBI finals vs. Creighton ... Scored 11 points off the bench Feb. 26 vs. Stanford ... Matched a career-high with six rebounds Feb. 3 vs. Washington State ... Had team-high 12 points, five rebounds and matched a career-high with three steals Jan. 13 vs. USC ... Scored 11 points Jan. 8 at Washington State ... Had eight points and team-best seven assists (one turnover) Dec. 11 vs. Willamette ... Scored 15 points (5-of-10 on field goals) Dec. 2 vs. No. 9 Missouri ... Grabbed career-high six rebounds Dec. 5 vs. Portland State ... Had 10 points and career-best three steals Nov. 27 vs. Duke ... Had eight assists (zero turnovers) Nov. 12 vs. North Dakota State.

BEFORE OREGON

Led Bishop Gorman High School to 102 wins in four seasons ... Earned Nevada Gatorade Player of the Year recognition as a senior ... Was also named 2009-10 Class 4A Boys Basketball Player of the Year according to the Las Vegas Review Journal ... Guided BGHS to a 30-2 record and a second consecutive Class 4A state championship as a senior ... Averaged 14.0 points, 8.2 assists and 3.3 steals per game in his final prep season ... Played his AAU basketball for the Las Vegas Prospects.

PERSONAL

Born Aug. 15, 1991, in Las Vegas, Nev. ... Son of Michael and Pamela Loyd ... Major is pre-business administration.

JOHNATHAN LOYD'S 2011-12 GAME-BY-GAME SEASON STATISTICS

Opponent	Date	GS	Min	--- TOTAL ---			--- 3-PTS ---			--- REBOUNDS ---							PF	FO	A	TO	Blk	Stl	Pts	Avg
				FG	FGA	Pct	3FG	3FGA	Pct	FT	FTA	Pct	Off	Def	Tot	Avg								
@ Vanderbilt	11-11	22	1	3	.333	0	0	.000	0	3	.000	0	5	5	5.0	3	0	8	3	0	2	2	2.0	
E. WASHINGTON	11-17	21	2	3	.667	0	1	.000	5	6	.833	0	1	1	3.0	1	0	3	2	0	3	9	5.5	
SE MISSOURI ST	11-20	* 15	2	3	.667	0	0	.000	4	6	.667	0	1	1	2.3	1	0	4	0	0	3	8	6.3	
@ Nebraska	11-23	* 27	3	10	.300	1	3	.333	0	0	.000	0	1	1	2.0	2	0	3	2	0	0	7	6.5	
UTEP	11-29	* 31	8	11	.727	6	7	.857	2	2	1.000	0	1	1	1.8	3	0	2	5	0	0	24	10.0	
vs. BYU	12-3	* 27	1	6	.167	0	3	.000	1	2	.500	0	4	4	2.2	3	0	3	3	0	0	3	8.8	
FRESNO ST	12-10	* 24	0	3	.000	0	3	.000	1	2	.500	0	2	2	2.1	1	0	6	1	0	1	1	7.7	
PORTLAND ST	12-12	* 24	0	3	.000	0	1	.000	0	0	.000	0	2	2	2.1	4	0	4	0	0	3	0	6.8	
VIRGINIA	12-18	* 21	0	1	.000	0	1	.000	1	2	.500	0	4	4	2.3	1	0	4	1	0	2	1	6.1	
N.C. CENTRAL	12-20	* 23	0	6	.000	0	1	.000	0	0	.000	0	1	1	2.2	1	0	4	3	0	3	0	5.5	
PRARIE VIEW A&M	12-21	21	2	3	.667	1	1	1.000	1	2	.500	0	4	4	2.4	2	0	2	0	0	0	6	5.5	
STEPHEN F. AUSTIN	12-22	* 33	2	6	.333	2	5	.400	3	4	.750	1	2	3	2.4	3	0	0	3	0	1	9	5.8	
@ Washington St	12-29	* 26	2	4	.500	0	1	.000	0	0	.000	0	1	1	2.3	1	0	4	1	0	1	4	5.7	
@ Washington	12-31	* 17	0	1	.000	0	0	.000	2	2	1.000	0	1	1	2.2	3	0	2	1	0	0	2	5.4	
STANFORD	1-5	15	0	1	.000	0	0	.000	2	2	1.000	0	2	2	2.0	2	0	3	1	0	1	2	5.2	
CALIFORNIA	1-8	19	0	1	.000	0	0	.000	1	3	.333	0	1	1	2.1	0	0	2	3	0	0	1	4.9	
@ Arizona St	1-12	18	0	0	.000	0	0	.000	3	4	.750	0	1	1	2.1	3	0	6	1	0	1	3	4.8	
@ Arizona	1-14	8	0	1	.000	0	1	.000	0	0	.000	0	0	0	1.9	0	0	1	0	0	1	0	4.6	
USC	1-19	18	0	2	.000	0	1	.000	0	0	.000	0	0	0	1.8	1	0	3	2	0	1	0	4.3	
UCLA	1-21	12	1	1	1.000	1	1	1.000	2	2	1.000	0	2	2	1.9	1	0	0	1	0	1	5	4.4	
OREGON ST	1-29	11	0	3	.000	0	3	.000	0	0	.000	1	0	1	1.8	4	0	4	2	0	0	0	4.1	
@ Utah	2-2	13	0	1	.000	0	1	.000	0	0	.000	0	0	0	1.7	5	1	3	0	0	0	0	4.0	
@ Colorado	2-4	-	-	-	-	-	-	-	-	-	-	-	-	-	-	-	-	-	-	-	-	-	-	
WASHINGTON	2-9	-	-	-	-	-	-	-	-	-	-	-	-	-	-	-	-	-	-	-	-	-	-	
WASHINGTON ST	2-11	-	-	-	-	-	-	-	-	-	-	-	-	-	-	-	-	-	-	-	-	-	-	
@ California	2-16	-	-	-	-	-	-	-	-	-	-	-	-	-	-	-	-	-	-	-	-	-	-	
@ Stanford	2-19	-	-	-	-	-	-	-	-	-	-	-	-	-	-	-	-	-	-	-	-	-	-	
@ Oregon St	2-26	-	-	-	-	-	-	-	-	-	-	-	-	-	-	-	-	-	-	-	-	-	-	
COLORADO	3-1	-	-	-	-	-	-	-	-	-	-	-	-	-	-	-	-	-	-	-	-	-	-	
UTAH	3-3	-	-	-	-	-	-	-	-	-	-	-	-	-	-	-	-	-	-	-	-	-	-	
Totals		11	446	24	73	.329	11	34	.324	28	42	.667	2	36	38	1.7	45	1	71	35	0	24	87	4.0

2011-12 SEASON HIGHS

Points	24	UTEP (11-29-11)
Field Goals Made	8	UTEP (11-29-11)
Field Goal Attempts	11	UTEP (11-29-11)
FG Pct (min 5 made)	.727 (8-11)	UTEP (11-29-11)
3-Point Field Goals Made	6	UTEP (11-29-11)
3-Point FG Attempts	7	UTEP (11-29-11)
3-Pt FG Pct (min 2 made)	.857 (6-7)	UTEP (11-29-11)
Free Throws Made	5	EASTERN WASHINGTON (11-17-11)
Free Throw Attempts	6	SE MISSOURI STATE (11-20-11)
	6	EASTERN WASHINGTON (11-17-11)
FT Pct (min 3 made)	.833 (5-6)	EASTERN WASHINGTON (11-17-11)
Rebounds	5	at Vanderbilt (11-11-11)
Assists	8	at Vanderbilt (11-11-11)
Steals	3	Four times
Turnovers	5	UTEP (11-29-11)
Fouls	4	Two times
MINUTES	33	STEPHEN F. AUSTIN (12-22-11)

CAREER HIGHS

Points	24	UTEP (11-29-11)
Field Goals Made	8	UTEP (11-29-11)
Field Goal Attempts	13	at Washington State (01-08-11)
FG Pct (min 5 made)	.727 (8-11)	UTEP (11-29-11)
3-Point Field Goals Made	6	UTEP (11-29-11)
3-Point FG Attempts	8	MISSOURI (12-02-10)
3-Pt FG Pct (min 2 made)	.857 (6-7)	UTEP (11-29-11)
Free Throws Made	7	vs Arizona State (03-09-11)
Free Throw Attempts	8	vs Arizona State (03-09-11)
FT Pct (min 3 made)	1.000 (4-4)	Two times
Rebounds	6	Two times
Assists	8	Two times
Steals	3	Six times
Blocked Shots	1	PORTLAND STATE (12-05-10)
Turnovers	5	Two times
Fouls	5	Three times
MINUTES	33	STEPHEN F. AUSTIN (12-22-11)

YEAR-BY-YEAR CAREER STATISTICS

Year	GP	GS	Min	Avg	FG	FGA	Pct	3FG	3FGA	Pct	FT	FTA	Pct	Off	Def	Reb	Avg	PF	FO	Ast	TO	Blk	Stl	Pts	Avg
2010-11	39	16	746	19.1	61	190	.321	21	79	.266	42	57	.737	10	64	74	1.9	92	3	90	52	1	34	185	4.7
2011-12	22	11	446	20.3	24	73	.329	11	34	.324	28	42	.667	2	36	38	1.7	45	1	71	35	0	24	87	4.0
TOTALS	61	27	1192	19.5	85	263	.323	32	113	.283	70	99	.707	12	100	112	1.8	137	4	161	87	1	58	272	4.5



12 BRETT KINGMA

FRESHMAN • GUARD • 6-1 • 175 • MILL CREEK, WASH. (JACKSON HS)

2011-12 | FRESHMAN SEASON

Scored five points (2-of-3 on field goals) in eight minutes of playing time Feb. 2 at Utah ... Had season-high two steals Dec. 31 at Washington ... Scored nine points (3-of-4 on 3-pointers) and had two assists Dec. 29 at Washington State ... Scored eight points and grabbed four rebounds against SE Missouri State on Nov. 20 ... One of three players to score in double-figures (10 points in 14 minutes) against No. 7 Vanderbilt on Nov. 11.

BEFORE OREGON

As a senior, led Jackson High School to a 23-4 overall record and was named the 2011 Washington Interscholastic Basketball Coaches Association's Class 4A Player of the Year ... Averaged 25 points, four steals and four assists per game as a junior ... Led JHS to the 2010 Washington Class 4A title game ... chose Oregon over Arizona State, Brigham Young and Washington ... played AAU ball for the Friends of Hoop.

PERSONAL

Born Sept. 13, 1992, in Mill Creek, Wash. ... Son of Gregg and Gail Kingma ... Major is pre-business administration.

BRETT KINGMA'S 2011-12 GAME-BY-GAME SEASON STATISTICS

Opponent	Date	GS	Min	---TOTAL---			---3-PTS---			FT			---REBOUNDS---				PF	FO	A	TO	Blk	Stl	Pts	Avg
				FG	FGA	Pct	3FG	3FGA	Pct	FT	FTA	Pct	Off	Def	Tot	Avg								
@Vanderbilt	11-11	14	4	8	.500	2	6	.333	0	1	.000	0	0	0	0	0	0	0	0	0	1	10	10.0	
E. WASHINGTON	11-17	7	1	3	.333	1	2	.500	0	0	.000	0	0	0	0	0	0	1	0	0	0	3	6.5	
SE MISSOURI ST	11-20	24	3	11	.273	1	6	.167	1	2	.500	2	2	4	1.3	1	0	1	0	0	0	8	7.0	
@Nebraska	11-23	7	0	1	.000	0	1	.000	0	0	.000	0	1	1	1.3	0	0	0	0	0	0	0	5.3	
UTEP	11-29	12	0	3	.000	0	3	.000	0	0	.000	1	1	2	1.4	0	0	1	1	0	0	0	4.2	
vs. BYU	12-3	13	1	5	.200	1	4	.250	0	0	.000	0	0	0	1.2	0	0	0	2	0	0	3	4.0	
FRESNO ST	12-10	3	0	0	.000	0	0	.000	0	0	.000	0	1	1	1.1	0	0	0	1	0	0	0	3.4	
PORTLAND ST	12-12	3	0	1	.000	0	1	.000	0	0	.000	0	0	0	1.0	0	0	0	0	0	0	0	3.0	
VIRGINIA	12-18	8	1	3	.333	0	1	.000	0	0	.000	0	0	0	0.9	1	0	1	0	0	0	2	2.9	
N.C. CENTRAL	12-20	13	1	4	.250	1	4	.250	0	0	.000	0	0	0	0.8	1	0	1	0	0	0	3	2.9	
PRAIRIE VIEW A&M	12-21	14	0	4	.000	0	2	.000	0	0	.000	1	3	4	1.1	0	0	0	0	0	0	0	2.6	
STEPHEN F. AUSTIN	12-22	4	0	1	.000	0	1	.000	0	0	.000	0	0	0	1.0	0	0	0	0	0	1	0	2.4	
@Washington St	12-29	14	3	4	.750	3	4	.750	0	0	.000	0	0	0	0.9	2	0	2	0	0	0	9	2.9	
@Washington	12-31	12	0	3	.000	0	1	.000	0	0	.000	1	0	1	0.9	2	0	0	0	0	2	0	2.7	
STANFORD	1-5	DNP	-	-	-	-	-	-	-	-	-	-	-	-	-	-	-	-	-	-	-	-	-	
CALIFORNIA	1-8	3	0	2	.000	0	1	.000	0	0	.000	1	0	1	0.9	0	0	0	0	0	0	0	2.5	
@Arizona St	1-12	DNP	-	-	-	-	-	-	-	-	-	-	-	-	-	-	-	-	-	-	-	-	-	
@Arizona	1-14	DNP	-	-	-	-	-	-	-	-	-	-	-	-	-	-	-	-	-	-	-	-	-	
USC	1-19	DNP	-	-	-	-	-	-	-	-	-	-	-	-	-	-	-	-	-	-	-	-	-	
UCLA	1-21	DNP	-	-	-	-	-	-	-	-	-	-	-	-	-	-	-	-	-	-	-	-	-	
OREGON ST	1-29	DNP	-	-	-	-	-	-	-	-	-	-	-	-	-	-	-	-	-	-	-	-	-	
@Utah	2-2	8	2	3	.667	1	1	1.000	0	0	.000	1	0	1	0.9	1	0	0	0	0	1	5	2.7	
@Colorado	2-4	-	-	-	-	-	-	-	-	-	-	-	-	-	-	-	-	-	-	-	-	-	-	
WASHINGTON	2-9	-	-	-	-	-	-	-	-	-	-	-	-	-	-	-	-	-	-	-	-	-	-	
WASHINGTON ST	2-11	-	-	-	-	-	-	-	-	-	-	-	-	-	-	-	-	-	-	-	-	-	-	
@California	2-16	-	-	-	-	-	-	-	-	-	-	-	-	-	-	-	-	-	-	-	-	-	-	
@Stanford	2-19	-	-	-	-	-	-	-	-	-	-	-	-	-	-	-	-	-	-	-	-	-	-	
@Oregon St	2-26	-	-	-	-	-	-	-	-	-	-	-	-	-	-	-	-	-	-	-	-	-	-	
COLORADO	3-1	-	-	-	-	-	-	-	-	-	-	-	-	-	-	-	-	-	-	-	-	-	-	
UTAH	3-3	-	-	-	-	-	-	-	-	-	-	-	-	-	-	-	-	-	-	-	-	-	-	
Totals		0	159	16	56	.286	10	38	.263	1	3	.333	7	8	15	0.9	9	0	7	4	0	5	43	2.7

2011-12 SEASON HIGHS

Points	10	at Vanderbilt (11-11-11)
Field Goals Made	4	at Vanderbilt (11-11-11)
Field Goal Attempts	11	SE MISSOURI STATE (11-20-11)
3-Point Field Goals Made	3	at Washington State (12-29-11)
3-Point FG Attempts	6	SE MISSOURI STATE (11-20-11)
	6	at Vanderbilt (11-11-11)
3-Pt FG Pct (min 3 made)	.750 (3-4)	at Washington State (12-29-11)
Free Throws Made	1	SE MISSOURI STATE (11-20-11)
Free Throw Attempts	2	SE MISSOURI STATE (11-20-11)
Rebounds	4	PRAIRIE VIEW A&M (12-21-11)
	4	SE MISSOURI STATE (11-20-11)
Assists	2	at Washington State (12-29-11)
Steals	2	at Washington (12-31-11)
Turnovers	2	vs BYU (12-03-11)
Fouls	2	Two times
MINUTES	24	SE MISSOURI STATE (11-20-11)

CAREER HIGHS

Points	10	at Vanderbilt (11-11-11)
Field Goals Made	4	at Vanderbilt (11-11-11)
Field Goal Attempts	11	SE MISSOURI STATE (11-20-11)
3-Point Field Goals Made	3	at Washington State (12-29-11)
3-Point FG Attempts	6	SE MISSOURI STATE (11-20-11)
	6	at Vanderbilt (11-11-11)
3-Pt FG Pct (min 3 made)	.750 (3-4)	at Washington State (12-29-11)
Free Throws Made	1	SE MISSOURI STATE (11-20-11)
Free Throw Attempts	2	SE MISSOURI STATE (11-20-11)
Rebounds	4	PRAIRIE VIEW A&M (12-21-11)
	4	SE MISSOURI STATE (11-20-11)
Assists	2	at Washington State (12-29-11)
Steals	2	at Washington (12-31-11)
Turnovers	2	vs BYU (12-03-11)
Fouls	2	Two times
MINUTES	24	SE MISSOURI STATE (11-20-11)

YEAR-BY-YEAR CAREER STATISTICS

Year	GP	GS	Min	Avg	FG	FGA	Pct	3FG	FGA	Pct	FT	FTA	Pct	Off	Def	Reb	Avg	PF	FO	Ast	TO	Blk	Stl	Pts	Avg
2011-12	16	0	159	9.9	16	56	.286	10	38	.263	1	3	.333	7	8	15	0.9	9	0	7	4	0	5	43	2.7
TOTAL	16	0	159	9.9	16	56	.286	10	38	.263	1	3	.333	7	8	15	0.9	9	0	7	4	0	5	43	2.7



23 JEREMY JACOB

SENIOR • FORWARD • 6-8 • 230 • BATON ROUGE, LA. (CHIPOLA COLLEGE)

2011-12 | SENIOR SEASON

Had team-best five rebounds Jan. 14 at Arizona ... Grabbed team-high six rebounds Jan. 8 vs. California ... Scored eight points in 13 minutes Dec. 31 at Washington ... Matched a season-high with seven rebounds Dec. 21 vs. Prairie View A&M ... Scored 10 points (5-of-8 on FGs) Nov. 23 at Nebraska ... Had 10 points and team-high seven rebounds Nov. 20 vs. SE Missouri State ... Grabbed team-best seven rebounds in 11 minutes Nov. 17 vs. Eastern Washington.

2010-11 | JUNIOR SEASON

Played in 17 games, a starter in eight of those contests ... Missed games due to injury ... Averaged 6.2 points and 3.5 rebounds per game ... Led the team in scoring once and in rebounding on two occasions ... Scored 12 points in 17 minutes Jan. 15 against UCLA ... Left Washington State game with an injury ... Scored a season-high 17 points Dec. 30 vs. Arizona ... Tallied 12 points and seven boards Nov. 27 vs. Duke.

2009-10 | SOPHOMORE SEASON

One of four players to see action in all 32 games, a starter in 15 outings ... Led the team in total rebounds (153), while ranking second in rebounding average (4.8 rpg) and field goal percentage (.489, 93-of-190) ... Was third on the squad in both field goals made (93) and attempted (190) ... Ranked fourth on the team in scoring (241, 7.5 ppg) ... Tallied three double-doubles ... Had 11 double-figure scoring efforts and four double-digit rebounding games ... Went for 11 points and eight rebounds March 6 vs. Washington State ... Had eight points and 10 rebounds March 4 vs. Washington ... Tallied third double-double of the season, matching a career-best with 19 points to go with 10 rebounds Feb. 27 at UCLA ... Matched a career-best with 19 points and added eight rebounds Feb. 18 vs. Stanford ... Recorded second double-double of season with 10 points and 10 rebounds Feb. 11 at Arizona ... Scored a career-high 19 points Jan. 30 vs. USC ... Scored 13 points (6-of-6 on field goals) Jan. 21 at California ... Had 12 points (5-of-7 shooting) Dec. 19 vs. Oakland ... Recorded first double-double of year Nov. 28 vs. Montana State (10 points and 12 rebounds).

BEFORE OREGON

Helped lead Chipola to a third-place finish at the 2009 NJCAA Tournament ... Started his collegiate career at the University of Georgia where he played in the first six games as a true freshman, averaging 5.2 points and 3.3 rebounds ... Suffered a foot injury and missed the remainder of the season, qualifying for a medical red-shirt ... He played the 2006-07 season at Hargrave Military Academy in Chatham, Va., averaging 24 ppg and 12 rpg in helping team to a 36-5 record ... As a senior at Woodlawn HS (Baton Rouge) he averaged 14.5 points and 10 rebounds per game and led WHS to the 2006 Louisiana State 5A title game.

PERSONAL

Born on Nov. 18, 1987, in Baton Rouge, La. ... Son of Julie Jacob ... Major is sociology.

JEREMY JACOB'S 2011-12 GAME-BY-GAME SEASON STATISTICS

Opponent	Date	GS	Min	FG	FGA	Pct	3FG	3FGA	Pct	FT	FTA	Pct	Off	Def	Tot	Avg	PF	FO	A	TO	Blk	Stl	Pts	Avg
@ Vanderbilt	11-11	8	2	2	1.000	0	0	.000	1	3	.333	0	1	1	1.0	4	0	0	2	0	0	0	5	5.0
E. WASHINGTON	11-17	11	0	3	.000	0	0	.000	3	4	.750	1	6	7	4.0	0	0	0	2	0	0	0	3	4.0
SE MISSOURI ST	11-20	24	2	8	.250	0	0	.000	6	6	1.000	0	7	7	5.0	4	0	1	1	0	1	10	6.0	
@ Nebraska	11-23 *	17	5	8	.625	0	0	.000	0	0	.000	1	1	2	4.3	2	0	1	1	0	0	10	7.0	
UTEP	11-29 *	19	2	4	.500	0	0	.000	1	2	.500	0	1	1	3.6	1	0	0	2	0	1	5	6.6	
vs. BYU	12-3	13	1	6	.167	0	0	.000	0	0	.000	1	4	5	3.8	3	0	0	1	0	0	2	5.8	
FRESNO ST	12-10	13	3	4	.750	0	0	.000	0	0	.000	0	2	2	3.6	2	0	1	1	0	0	6	5.9	
PORTLAND ST	12-12	16	4	8	.500	0	0	.000	0	0	.000	1	2	3	3.5	2	0	0	1	0	1	8	6.1	
VIRGINIA	12-18	20	4	6	.667	0	0	.000	0	1	.000	1	2	3	3.4	3	0	0	0	0	0	8	6.3	
N.C. CENTRAL	12-20	11	0	3	.000	0	0	.000	0	0	.000	0	3	3	3.4	0	0	0	1	0	0	0	5.7	
PRAIRIE VIEW A&M	12-21 *	23	1	4	.250	0	0	.000	3	5	.600	2	5	7	3.7	2	0	2	3	0	0	5	5.6	
STEPHEN F. AUSTIN	12-22	17	1	1	1.000	0	0	.000	0	0	.000	0	1	1	3.5	1	0	0	1	0	0	2	5.3	
@ Washington St	12-29	17	1	2	.500	0	0	.000	0	0	.000	1	1	2	3.4	2	0	0	1	0	0	2	5.1	
@ Washington	12-31	13	4	6	.667	0	0	.000	0	1	.000	0	1	1	3.2	0	0	0	1	0	0	8	5.3	
STANFORD	1-5 *	14	2	5	.400	0	0	.000	0	0	.000	1	0	1	3.1	1	0	0	0	0	0	4	5.2	
CALIFORNIA	1-8 *	13	2	7	.286	0	0	.000	0	0	.000	3	3	6	3.3	2	0	0	1	0	0	4	5.1	
@ Arizona St	1-12 *	15	3	4	.750	0	0	.000	0	0	.000	0	1	1	3.1	2	0	0	1	0	0	6	5.2	
@ Arizona	1-14 *	17	1	5	.200	0	0	.000	0	0	.000	2	3	5	3.2	3	0	0	1	0	0	2	5.0	
USC	1-19 *	15	0	4	.000	0	0	.000	0	0	.000	3	1	4	3.3	2	0	0	1	0	0	0	4.7	
UCLA	1-21 *	15	3	8	.375	0	0	.000	0	0	.000	3	3	6	3.4	0	0	1	0	0	0	6	4.8	
OREGON ST	1-29 *	18	2	6	.333	0	0	.000	0	2	.000	0	2	2	3.3	1	0	1	0	0	0	4	4.8	
@ Utah	2-2 *	17	3	7	.429	0	0	.000	0	0	.000	1	1	2	3.3	3	0	0	0	1	0	6	4.8	
@ Colorado	2-4	-	-	-	-	-	-	-	-	-	-	-	-	-	-	-	-	-	-	-	-	-	-	
WASHINGTON	2-9	-	-	-	-	-	-	-	-	-	-	-	-	-	-	-	-	-	-	-	-	-	-	
WASHINGTON ST	2-11	-	-	-	-	-	-	-	-	-	-	-	-	-	-	-	-	-	-	-	-	-	-	
@ California	2-16	-	-	-	-	-	-	-	-	-	-	-	-	-	-	-	-	-	-	-	-	-	-	
@ Stanford	2-19	-	-	-	-	-	-	-	-	-	-	-	-	-	-	-	-	-	-	-	-	-	-	
@ Oregon St	2-26	-	-	-	-	-	-	-	-	-	-	-	-	-	-	-	-	-	-	-	-	-	-	
COLORADO	3-1	-	-	-	-	-	-	-	-	-	-	-	-	-	-	-	-	-	-	-	-	-	-	
UTAH	3-3	-	-	-	-	-	-	-	-	-	-	-	-	-	-	-	-	-	-	-	-	-	-	
Totals		11	346	46	111	.414	0	0	.000	14	24	.583	21	51	72	3.3	40	0	7	20	1	3	106	4.8

2011-12 SEASON HIGHS

Points	10	at Nebraska (11-23-11)
	10	SE MISSOURI STATE (11-20-11)
Field Goals Made	5	at Nebraska (11-23-11)
Field Goal Attempts	8	Four times
FG Pct (min 5 made)	.625 (5-8)	at Nebraska (11-23-11)
Free Throws Made	6	SE MISSOURI STATE (11-20-11)
Free Throw Attempts	6	SE MISSOURI STATE (11-20-11)
FT Pct (min 3 made)	1.000 (6-6)	SE MISSOURI STATE (11-20-11)
Rebounds	7	PRAIRIE VIEW A&M (12-21-11)
	7	SE MISSOURI STATE (11-20-11)
	7	EASTERN WASHINGTON (11-17-11)
Assists	2	PRAIRIE VIEW A&M (12-21-11)
Steals	1	Three times
Turnovers	3	PRAIRIE VIEW A&M (12-21-11)
Fouls	4	Two times
MINUTES	24	SE MISSOURI STATE (11-20-11)

CAREER HIGHS

Points	19	Three times (all in 2009-10)
Field Goals Made	8	STANFORD (02-18-10)
Field Goal Attempts	14	vs Duke (11-27-10)
FG Pct (min 5 made)	1.000 (6-6)	at California (01-21-10)
3-Point FG Attempts	1	IDAHO STATE (12-22-09)
Free Throws Made	9	USC (01-30-10)
Free Throw Attempts	11	USC (01-30-10)
FT Pct (min 5 made)	1.000 (6-6)	SE MISSOURI STATE (11-20-11)
Rebounds	12	MONTANA STATE (11-28-09)
Assists	2	Two times
Steals	1	Seven times
Blocked Shots	1	Three times
Turnovers	3	Two times
Fouls	4	Four times
MINUTES	37	UCLA (01-28-10)

YEAR-BY-YEAR CAREER STATISTICS

Year	GP	GS	Min	Avg	FG	FGA	Pct	3FG	FGA	Pct	FT	FTA	Pct	Off	Def	Reb	Avg	PF	FO	Ast	TO	Blk	Stl	Pts	Avg
2007-08	6	0	89	14.8	11	27	.407	1	2	.500	8	14	.571	5	15	20	3.3	15	0	4	7	1	1	31	5.2
UGA TOTALS	6	0	89	14.8	11	27	.407	1	2	.500	8	14	.571	5	15	20	3.3	15	0	4	7	1	1	31	5.2
2008-09	-	-	-	-	-	-	-	-	-	-	-	-	-	-	-	-	-	-	-	-	-	-	-	-	-
			CHIPOLA COLLEGE																						
2009-10	32	15	648	20.3	93	190	.489	0	1	.000	55	78	.705	50	103	153	4.8	51	0	4	33	6	7	241	7.5
2010-11	17	8	249	14.6	48	117	.410	0	0	.000	10	21	.476	17	42	59	3.5	27	0	8	12	5	6	106	6.2
2011-12	22	11	346	15.7	46	111	.414	0	0	.000	14	24	.583	21	51	72	3.3	40	0	7	20	1	3	106	4.8
ORE TOTALS	71	34	1243	17.5	187	418	.447	0	1	.000	79	123	.642	88	196	284	4.0	118	0	19	65	12	16	453	6.4



25 E.J. SINGLER

JUNIOR • FORWARD • 6-6 • 215 • MEDFORD, ORE. (SOUTH MEDFORD HS)

2011-12 | JUNIOR SEASON

Scored 12 points and grabbed a team-high six rebounds Feb. 2 at Utah ... Tallied 16 points Jan. 29 vs. Oregon State ... Scored career-high 26 points (16-of-17 on FTs) Jan. 21 vs. UCLA ... Posted 12 points and career-highs with seven assists and 38 minutes played Jan. 14 at Arizona ... Had 11 points, five rebounds and five assists Jan. 12 at Arizona State ... Scored 12 points Jan. 8 vs. California ... Scored 13 points Jan. 5 vs. Stanford ... Had 20 points and season-high nine rebounds Dec. 31 at Washington ... Tallied 12 points and eight rebounds Dec. 29 at Washington State ... Had team-best 12 points Dec. 22 vs. Stephen F. Austin ... Scored team-high 13 points Dec. 21 vs. Prairie View A&M ... Had 13 points Dec. 20 vs. NC Central ... Posted team-high 19 points Dec. 12 vs. Portland State ... Scored 14 points Dec. 10 vs. Fresno State ... Scored 11 points Dec. 3 vs. BYU ... Had 14 points Nov. 23 at Nebraska ... Tallied season-high 21 points and seven rebounds Nov. 20 vs. SE Missouri State ... Had 10 points Nov. 11 at No. 7 Vanderbilt.

2010-11 | SOPHOMORE SEASON

Only player to start all 39 games ... Led the conference in free throw shooting percentage (.852, 104-of-122) ... Ranked second on the team in scoring (11.7 ppg), rebounding (5.6 rpg) and field goal percentage (.461, 149-of-323) ... Led the team in 3-point field goal percentage (.399, 55-of-138) and minutes played (30.5 mpg, 1,188) ... Ranked second on the team in blocks (0.7 bpg, 29) ... Led the team in scoring seven times, reaching double figures on 26 occasions ... Led squad in rebounding in 16 games, grabbing 10+ boards four times ... Posted 15 points and scored the game-winning basket as time ran down in April 1 CBI finals win over Creighton ... Had third double-double of season (10 points, 10 rebounds) in March 28 CBI finals game vs. Creighton ... Tallied 18 points in March 23 CBI semifinal vs. Boise State ... Had 11 points and eight rebounds in CBI quarterfinal March 21 against Duquesne ... Tallied 16 points in March 16 CBI victory over Weber State ... Named to conference's all-tournament team ... Had 24 points in the quarterfinals March 10 vs. UCLA ... Scored 22 points in opening round game March 9 vs. Arizona State ... Posted 13 points and seven rebounds Feb. 19 vs. Oregon State ... Had 16 points and five assists Feb. 5 vs. No. 20 Washington ... Tallied team-high 16 points Jan. 22 at Oregon State ... Had 15 points Jan. 15 vs. UCLA ... Had 19 points and nine rebounds Jan. 1 vs. Arizona State ... Had 14 points and seven rebounds Dec. 13 vs. Jacksonville State ... Had a double-double with 18 points and career-high 17 rebounds Dec. 11 vs. Willamette ... Scored 19 points and grabbed nine rebounds Dec. 2 vs. Missouri ... Had 14 points (all in second half) Nov. 27 vs. Duke ... Posted 16 points and 11 rebounds Nov. 12 vs. North Dakota State.

2009-10 | FRESHMAN SEASON

One of four players to play in all 32 games, a starter in 22 outings ... Recorded six double-figure scoring efforts ... Ranked third on the team in rebounds (13.7, 4.3 rpg), assists (3.9, 1.2 apg), field goal percentage (.455, 66-of-145) and free throw percentage (.850, 51-of-60) ... Ranked fourth on the team in 3-point field goal percentage (.342, 13-of-38) ... Had 11 points in conference tournament win over Washington State ... Had 15 points March 6 vs. Washington State ... Had 15 points and eight rebounds Feb. 18 vs. Stanford ... Grabbed 12 rebounds Dec. 19 vs. Oakland.

PERSONAL

Born June 6, 1990, in Medford, Ore. ... Son of Ed and Kris Singler ... Major is psychology.

E.J. SINGLER'S 2011-12 GAME-BY-GAME SEASON STATISTICS

Opponent	Date	GS	Min	FG	FGA	Pct	3FG	FGA	Pct	FT	FTA	Pct	Off	Def	Tot	Avg	PF	FO	A	TO	Blk	Stl	Pts	Avg	
@ Vanderbilt	11-11	*	23	4	6	.667	2	2	1.000	0	0	.000	2	4	6	6.0	4	0	1	1	1	0	10	10.0	
E. WASHINGTON	11-17	*	31	2	5	.400	0	3	.000	2	2	1.000	1	2	3	4.5	4	0	0	1	2	4	6	8.0	
SE MISSOURI ST	11-20	*	26	8	10	.800	2	2	1.000	3	3	1.000	1	6	7	5.3	2	0	2	1	1	2	21	12.3	
@ Nebraska	11-23	*	32	3	9	.333	1	3	.333	7	8	.875	2	2	4	5.0	2	0	2	2	1	0	14	12.8	
UTEP	11-29	*	26	2	6	.333	1	2	.500	4	5	.800	1	0	1	4.2	4	0	5	1	2	0	9	12.0	
vs. BYU	12-3	*	24	4	11	.364	3	6	.500	0	0	.000	2	5	7	4.7	2	0	3	3	0	0	11	11.8	
FRESNO ST	12-10	*	24	5	9	.556	0	4	.000	4	5	.800	1	2	3	4.4	4	0	2	4	1	0	14	12.1	
PORTLAND ST	12-12	*	28	7	12	.583	1	5	.200	4	4	1.000	2	5	7	4.8	2	0	2	1	0	0	19	13.0	
VIRGINIA	12-18	*	32	2	11	.182	0	3	.000	0	0	.000	1	3	4	4.7	0	0	0	0	0	0	4	12.0	
N.C. CENTRAL	12-20	*	32	3	8	.375	0	1	.000	7	8	.875	1	4	5	4.7	1	0	2	1	2	1	13	12.1	
PRAIRIE VIEW A&M	12-21	*	34	3	6	.500	3	4	.750	4	4	1.000	1	5	6	4.8	3	0	1	1	0	1	13	12.2	
STEPHEN F. AUSTIN	12-22	*	27	4	11	.364	1	4	.250	3	3	1.000	1	3	4	4.8	4	0	0	0	0	0	12	12.2	
@ Washington St	12-29	*	27	5	10	.500	1	5	.200	2	2	1.000	1	7	8	5.0	4	0	4	2	0	1	13	12.2	
@ Washington	12-31	*	32	7	16	.438	2	7	.286	4	4	1.000	3	6	9	5.3	0	0	2	3	0	0	20	12.8	
STANFORD	1-5	*	31	4	9	.444	1	3	.333	4	5	.800	1	3	4	5.2	2	0	2	3	0	0	13	12.8	
CALIFORNIA	1-8	*	26	5	9	.556	2	5	.400	0	0	.000	1	5	6	5.3	2	0	1	1	0	0	12	12.8	
@ Arizona St	1-12	*	34	4	9	.444	2	7	.286	1	2	.500	1	4	5	5.2	2	0	5	1	1	0	11	12.6	
@ Arizona	1-14	*	38	4	7	.571	1	3	.333	3	4	.750	0	4	4	5.2	2	0	7	2	0	1	12	12.6	
USC	1-19	*	22	2	6	.333	0	1	.000	0	0	.000	0	2	2	5.0	5	1	0	3	0	0	4	12.2	
UCLA	1-21	*	34	5	13	.385	0	4	.000	16	17	.941	1	6	7	5.1	1	0	1	2	0	1	26	12.9	
OREGON ST	1-29	*	33	5	10	.500	3	7	.429	3	4	.750	2	2	4	5.0	4	0	3	5	0	1	16	13.0	
@ Utah	2-2	*	32	4	8	.500	2	3	.667	2	2	1.000	1	5	6	5.1	1	0	2	4	0	1	12	13.0	
@ Colorado	2-4	-	-	-	-	-	-	-	-	-	-	-	-	-	-	-	-	-	-	-	-	-	-		
WASHINGTON	2-9	-	-	-	-	-	-	-	-	-	-	-	-	-	-	-	-	-	-	-	-	-	-		
WASHINGTON ST	2-11	-	-	-	-	-	-	-	-	-	-	-	-	-	-	-	-	-	-	-	-	-	-		
@ California	2-16	-	-	-	-	-	-	-	-	-	-	-	-	-	-	-	-	-	-	-	-	-	-		
@ Stanford	2-19	-	-	-	-	-	-	-	-	-	-	-	-	-	-	-	-	-	-	-	-	-	-		
@ Oregon St	2-26	-	-	-	-	-	-	-	-	-	-	-	-	-	-	-	-	-	-	-	-	-	-		
COLORADO	3-1	-	-	-	-	-	-	-	-	-	-	-	-	-	-	-	-	-	-	-	-	-	-		
UTAH	3-3	-	-	-	-	-	-	-	-	-	-	-	-	-	-	-	-	-	-	-	-	-	-		
Totals			22	652	92	201	.458	28	84	.333	73	82	.890	27	85	112	5.1	55	1	47	42	11	13	285	13.0

2011-12 SEASON HIGHS

Points	26	UCLA (01-21-12)
Field Goals Made	8	SE MISSOURI STATE (11-20-11)
Field Goal Attempts	16	at Washington (12-31-11)
FG Pct (min 5 made)	.800 (8-10)	SE MISSOURI STATE (11-20-11)
3-Point Field Goals Made	3	Two times
3-Point FG Attempts	7	Two times
3-Pt FG Pct (min 2 made)	1.000 (2-2)	Two times
Free Throws Made	16	UCLA (01-21-12)
Free Throw Attempts	17	UCLA (01-21-12)
FT Pct (min 4 made)	1.000 (4-4)	Three times
Rebounds	9	at Washington (12-31-11)
Assists	7	at Arizona (01-14-12)
Steals	4	EASTERN WASHINGTON (11-17-11)
Blocked Shots	2	Three times
Turnovers	4	FRESNO STATE (12-10-11)
Fouls	5	USC (01-19-12)
MINUTES	38	at Arizona (01-14-12)

CAREER HIGHS

Points	26	UCLA (01-21-12)
Field Goals Made	8	Two times
Field Goal Attempts	16	at Washington (12-31-11)
FG Pct (min 5 made)	.857 (6-7)	JACKSONVILLE STATE (12-13-10)
3-Point Field Goals Made	4	Three times
3-Point FG Attempts	7	Three times
3-Pt FG Pct (min 2 made)	1.000 (2-2)	Three times
Free Throws Made	16	UCLA (01-21-12)
Free Throw Attempts	17	UCLA (01-21-12)
FT Pct (min 8 made)	1.000 (8-8)	vs UCLA (03-10-11)
Rebounds	17	ARIZONA STATE (01-01-11)
Assists	7	WILLAMETTE (12-11-10)
Steals	4	at Arizona (01-14-12)
Blocked Shots	3	EASTERN WASHINGTON (11-17-11)
Turnovers	5	NORTH DAKOTA STATE (11-12-10)
Fouls	5	Two times
MINUTES	38	Four times

YEAR-BY-YEAR CAREER STATISTICS

Year	GP	GS	Min	Avg	FG	FGA	Pct	3FG	FGA	Pct	FT	FTA	Pct	Off	Def	Reb	Avg	PF	FO	Ast	TO	Blk	Stl	Pts	Avg
2009-10	32	22	784	24.5	66	145	.455	13	38	.342	51	60	.850	36	101	137	4.3	76	2	39	38	9	15	196	6.1
2010-11	39	39	1188	30.5	149	323	.461	55	138	.399	104	122	.852	64	156	220	5.6	101	2	66	58	29	41	457	11.7
2011-12	22	22	652	29.6	92	201	.458	28	84	.333	73	82	.890	27	85	112	5.1	55	1	47	42	11	13	285	13.0
TOTAL	93	83	2624	28.2	307	669	.459	96	260	.369	228	264	.864	127	342	469	5.0	232	5	152	138	49	69	938	10.1



31 TYRONE NARED

SENIOR • FORWARD • 6-8 • 220 • WOONSOCKET, R.I. (MONROE COLLEGE)

2011-12 | SENIOR SEASON

Grabbed team-high eight rebounds Jan. 21 vs. UCLA ... Matched a career-high with three blocks Dec. 10 vs. Fresno State ... Scored nine points and grabbed team-best nine rebounds against Nebraska on Nov. 23 ... Had season-high 15 points (4-of-4 on FGs), seven rebounds and two blocks against Eastern Washington on Nov. 17.

2010-11 | JUNIOR SEASON

Played in all 39 games, a starter in the last 21 outings ... Averaged 5.1 points per game ... Ranked third in the team in rebounding (3.9 rpg, 153) and led the team in blocks (0.8 bpg, 30) ... Posted game-highs in scoring on two occasions, while reaching double figures six times ... Was the team's leading rebounder in seven games ... Had one double-double ... Scored career-high 16 points (7-of-9 on field goals) Feb. 24 vs. California ... Scored 14 points and grabbed six rebounds Feb. 5 vs. No. 20 Washington ... Recorded first double-double posting 14 points and a career-high 10 rebounds Jan. 29 at California ... Scored 10 points Jan. 13 vs. USC ... Had seven points and seven rebounds Jan. 8 at Washington State ... Scored seven points and grabbed six rebounds Dec. 11 vs. Willamette ... Registered 13 points and six rebounds Nov. 23 vs. Texas Southern ... Had 10 points in 15 minutes Nov. 14 vs. UC Santa Barbara.

BEFORE OREGON

Played the 2009-10 season for Monroe College (Bronx, N.Y.), helping the Mustangs advance to both Region 15 and District 3 championships ... He played in 37 of the 38 available games, starting 24 of those outings ... Led Monroe to a 29-8 overall record and a seventh-place finish at the 2010 NJCAA National Tournament ... Boasted the team's top field goal percentage (57.0 percent, 114-of-200), while averaging 8.0 points and 5.6 rebounds per game ... Received District 3 All-Tournament team and tourney MVP honors, Region 15 All-Tournament team recognition, as well as the Region 15 Sportsmanship Award in 2009-10 ... Played a year at CC of Rhode Island (Warwick, R.I.) ... Received all-american honors for his play that freshman season at CCRI, 12.0 ppg and 9.7 rpg ... An all-state pick at Woonsocket High School in Woonsocket, R.I.

PERSONAL

Born Dec. 29, 1988, in Woonsocket, R.I. ... Son of William and Stella Nared ... Major is sociology.

TYRONE NARED 2011-12 GAME-BY-GAME SEASON STATISTICS

Opponent	Date	GS	Min	--- TOTAL ---			--- 3-PTS ---			--- REBOUNDS ---				PF	FO	A	TO	Blk	Stl	Pts	Avg			
				FG	FGA	Pct	3FG	FGA	Pct	FT	FTA	Pct	Off									Def	Tot	Avg
@ Vanderbilt	11-11	14	1	3	.333	0	1	.000	0	0	.000	1	1	2	2.0	2	0	0	1	1	0	2	2.0	
E. WASHINGTON	11-17	25	4	4	1.000	2	2	1.000	5	5	1.000	3	4	7	4.5	2	0	2	0	2	0	15	8.5	
SE MISSOURI ST	11-20 *	20	3	6	.500	0	2	.000	0	0	.000	0	1	1	3.3	5	1	1	0	1	1	6	7.7	
@ Nebraska	11-23 *	29	3	4	.750	1	2	.500	2	3	.667	2	7	9	4.8	2	0	1	1	1	0	9	8.0	
UTEP	11-29 *	11	1	1	1.000	0	0	.000	0	0	.000	1	1	2	4.2	0	0	1	1	0	1	2	6.8	
vs. BYU	12-3	19	0	3	.000	0	1	.000	0	0	.000	0	3	3	4.0	2	0	0	0	1	0	5.7		
FRESNO ST	12-10	25	3	4	.750	0	1	.000	0	1	.000	1	4	5	4.1	2	0	1	1	3	0	6	5.7	
PORTLAND ST	12-12	13	1	1	1.000	1	1	1.000	0	0	.000	1	2	3	4.0	1	0	1	0	0	0	3	5.4	
VIRGINIA	12-18	DNP	(injury)	-	-	-	-	-	-	-	-	-	-	-	-	-	-	-	-	-	-	-	-	
N.C. CENTRAL	12-20	DNP	(injury)	-	-	-	-	-	-	-	-	-	-	-	-	-	-	-	-	-	-	-	-	
PRARIE VIEW A&M	12-21	DNP	(injury)	-	-	-	-	-	-	-	-	-	-	-	-	-	-	-	-	-	-	-	-	
STEPHEN F. AUSTIN	12-22	DNP	(injury)	-	-	-	-	-	-	-	-	-	-	-	-	-	-	-	-	-	-	-	-	
@ Washington St	12-29	DNP	(injury)	-	-	-	-	-	-	-	-	-	-	-	-	-	-	-	-	-	-	-	-	
@ Washington	12-31	DNP	(injury)	-	-	-	-	-	-	-	-	-	-	-	-	-	-	-	-	-	-	-	-	
STANFORD	1-5	23	2	5	.400	0	2	.000	1	2	.500	1	4	5	4.1	1	0	1	1	1	2	5	5.3	
CALIFORNIA	1-8	17	1	3	.333	0	1	.000	1	2	.500	0	1	1	3.8	1	0	0	2	0	0	3	5.1	
@ Arizona St	1-12	22	1	3	.333	1	2	.500	0	0	.000	1	3	4	3.8	0	0	0	0	0	1	3	4.9	
@ Arizona	1-14	23	1	2	.500	1	1	1.000	0	1	.000	2	0	2	3.7	1	0	1	1	0	1	3	4.8	
USC	1-19	26	1	3	.333	0	2	.000	1	2	.500	2	4	6	3.8	1	0	1	3	0	1	3	4.6	
UCLA	1-21	23	0	3	.000	0	0	.000	3	4	.750	4	4	8	4.1	3	0	2	2	0	1	3	4.5	
OREGON ST	1-29	10	0	1	.000	0	1	.000	0	0	.000	0	1	1	3.9	3	0	0	2	2	0	4.2		
@ Utah	2-2	13	0	2	.000	0	2	.000	0	0	.000	2	1	3	3.9	1	0	1	0	0	2	0	3.9	
@ Colorado	2-4	-	-	-	-	-	-	-	-	-	-	-	-	-	-	-	-	-	-	-	-	-	-	
WASHINGTON	2-9	-	-	-	-	-	-	-	-	-	-	-	-	-	-	-	-	-	-	-	-	-	-	
WASHINGTON ST	2-11	-	-	-	-	-	-	-	-	-	-	-	-	-	-	-	-	-	-	-	-	-	-	
@ California	2-16	-	-	-	-	-	-	-	-	-	-	-	-	-	-	-	-	-	-	-	-	-	-	
@ Stanford	2-19	-	-	-	-	-	-	-	-	-	-	-	-	-	-	-	-	-	-	-	-	-	-	
@ Oregon St	2-26	-	-	-	-	-	-	-	-	-	-	-	-	-	-	-	-	-	-	-	-	-	-	
COLORADO	3-1	-	-	-	-	-	-	-	-	-	-	-	-	-	-	-	-	-	-	-	-	-	-	
UTAH	3-3	-	-	-	-	-	-	-	-	-	-	-	-	-	-	-	-	-	-	-	-	-	-	
Totals		3	313	22	48	.458	6	21	.286	13	20	.650	21	41	62	3.9	27	1	13	15	11	11	63	3.9

2011-12 SEASON HIGHS

Points	15	EASTERN WASHINGTON (11-17-11)
Field Goals Made	4	EASTERN WASHINGTON (11-17-11)
Field Goal Attempts	6	SE MISSOURI STATE (11-20-11)
3-Point Field Goals Made	2	EASTERN WASHINGTON (11-17-11)
3-Point FG Attempts	2	Five times
3-Pt FG Pct (min 2 made)	1.000 (2-2)	EASTERN WASHINGTON (11-17-11)
Free Throws Made	5	EASTERN WASHINGTON (11-17-11)
Free Throw Attempts	5	EASTERN WASHINGTON (11-17-11)
FT Pct (min 3 made)	1.000 (5-5)	EASTERN WASHINGTON (11-17-11)
Rebounds	9	at Nebraska (11-23-11)
Assists	2	Two times
Steals	2	STANFORD (01-05-12)
Blocked Shots	3	FRESNO STATE (12-10-11)
Turnovers	2	CALIFORNIA (01-08-12)
Fouls	5	SE MISSOURI STATE (11-20-11)
MINUTES	29	at Nebraska (11-23-11)

CAREER HIGHS

Points	16	CALIFORNIA (02-24-11)
Field Goals Made	7	CALIFORNIA (02-24-11)
Field Goal Attempts	10	UCLA (01-15-11)
FG Pct (min 5 made)	.778 (7-9)	CALIFORNIA (02-24-11)
3-Point Field Goals Made	2	Two times
3-Point FG Attempts	4	USC (01-13-11)
3-Pt FG Pct (min 2 made)	1.000 (2-2)	EASTERN WASHINGTON (11-17-11)
Free Throws Made	5	Three times
Free Throw Attempts	8	at California (01-29-11)
FT Pct (min 3 made)	1.000 (5-5)	EASTERN WASHINGTON (11-17-11)
Rebounds	10	at California (01-29-11)
Assists	2	Four times
Steals	4	DUQUESNE (03-21-11)
Blocked Shots	3	Three times
Turnovers	3	Two times
Fouls	5	Three times
MINUTES	32	at California (01-29-11)

YEAR-BY-YEAR CAREER STATISTICS

Year	GP	GS	Min	Avg	FG	FGA	Pct	3FG	FGA	Pct	FT	FTA	Pct	Off	Def	Reb	Avg	PF	FO	Ast	TO	Blk	Stl	Pts	Avg
2008-09	-	-	CC OF RHODE ISLAND	-	-	-	-	-	-	-	-	-	-	-	-	-	-	-	-	-	-	-	-	-	-
2009-10	-	-	MONROE COLLEGE	-	-	-	-	-	-	-	-	-	-	-	-	-	-	-	-	-	-	-	-	-	-
2010-11	39	21	780	20.0	75	165	.455	11	33	.333	37	53	.698	60	93	153	3.9	90	2	17	41	30	24	198	5.1
2011-12	16	3	313	19.6	22	48	.458	6	21	.286	13	20	.650	21	41	62	3.9	27	1	13	15	11	11	63	3.9
TOTAL	55	24	1093	19.9	97	213	.455	17	54	.315	50	73	.685	81	134	215	3.9	117	3	30	56	41	35	261	4.7



33 CARLOS EMORY

JUNIOR • FORWARD • 6-6 • 225 • BLOOMINGTON, MINN. (HOWARD COLLEGE)

2011-12 | JUNIOR SEASON

Scored a career-high 14 points and grabbed five rebounds in 12 minutes of action (all in the second half) Feb. 2 at Utah ... Registered first career double-double with 11 points and 10 rebounds (six offensive boards) in in just 20 minutes of playing time Jan. 29 vs. Oregon State ... Scored eight points and grabbed four rebounds in 13 minutes off the bench Dec. 29 at Washington State ... Had nine points, three rebounds and three assists Dec. 12 vs. Portland State ... Grabbed team-high six rebounds in 13 minutes of playing time Dec. 10 vs. Fresno State ... Scored season-high 11 points (3-of-4 on FGs, all 3-pointers) Dec. 3 vs. BYU ... Had five points and three rebounds against SE Missouri State on Nov. 20 ... Scored five points, grabbed four rebounds and had two blocked shots in 18 minutes of work against No. 7 Vanderbilt on Nov. 11.

BEFORE OREGON

Played two seasons at Howard College in Big Springs, Tex., helping his team to a 57-7 overall record ... Averaged a team-leading 16.4 points and 7.9 rebounds and was named first team NJCAA All-American in 2010-11 ... Also tabbed the MVP of the Western Junior College Athletic Conference in 2010-11 ... A starter on the 2009-10 squad that went 33-2 and won the NJCAA title ... Also considered Georgetown, Texas, West Virginia, Oklahoma State and Utah.

PERSONAL

Born Oct. 11, 1991 in St. Louis Park, Minn. ... Son of Carlos Ramos and Renee Chamberlain ... Major is undeclared.

CARLOS EMORY'S 2011-12 GAME-BY-GAME SEASON STATISTICS

Opponent	Date	GS	Min	--- TOTAL ---			--- 3-PTS ---			--- REBOUNDS ---							PF	FO	A	TO	Blk	Stl	Pts	Avg
				FG	FGA	Pct	3FG	3FGA	Pct	FT	FTA	Pct	Off	Def	Tot	Avg								
@ Vanderbilt	11-11	18	2	5	.400	1	2	.500	0	2	.000	0	4	4	4.0	0	0	0	3	2	0	5	5.0	
E. WASHINGTON	11-17	10	0	3	.000	0	2	.000	0	0	.000	1	1	2	3.0	3	0	0	1	2	0	0	2.5	
SE MISSOURI ST	11-20	25	2	6	.333	1	2	.500	0	0	.000	1	2	3	3.0	1	0	0	2	0	1	5	3.3	
@ Nebraska	11-23	17	0	2	.000	0	2	.000	1	4	.250	2	2	4	3.3	0	0	0	3	0	3	1	2.8	
UTEP	11-29	15	1	4	.250	1	3	.333	2	2	1.000	0	2	2	3.0	1	0	0	2	1	0	5	3.2	
vs. BYU	12-3	20	3	4	.750	3	4	.750	2	4	.500	1	2	3	3.0	2	0	1	2	1	0	11	4.5	
FRESNO ST	12-10	13	1	2	.500	1	2	.500	0	0	.000	1	5	6	3.4	0	0	0	0	0	0	3	4.3	
PORTLAND ST	12-12	17	2	5	.400	1	2	.500	4	4	1.000	3	0	3	3.4	1	0	3	0	0	0	9	4.9	
VIRGINIA	12-18	22	1	4	.250	0	1	.000	1	2	.500	1	2	3	3.3	1	0	2	1	0	0	3	4.7	
N.C. CENTRAL	12-20	19	1	5	.200	0	2	.000	2	2	1.000	1	3	4	3.4	1	0	1	0	0	1	4	4.6	
PRARIE VIEW A&M	12-21	15	1	4	.250	1	2	.500	2	2	1.000	1	4	5	3.5	1	0	0	3	0	0	5	4.6	
STEPHEN F. AUSTIN	12-22	14	0	3	.000	0	2	.000	0	2	.000	0	2	2	3.4	0	0	1	1	0	0	0	4.3	
@ Washington St	12-29	13	2	2	1.000	1	1	1.000	3	4	.750	2	2	4	3.5	3	0	1	2	0	0	8	4.5	
@ Washington	12-31	15	1	4	.250	0	2	.000	3	5	.600	2	0	2	3.4	4	0	0	1	0	1	5	4.6	
STANFORD	1-5	7	0	1	.000	0	1	.000	0	0	.000	1	1	2	3.3	1	0	1	1	0	0	0	4.3	
CALIFORNIA	1-8	14	2	5	.400	0	2	.000	0	0	.000	0	0	0	3.1	2	0	1	1	0	1	4	4.3	
@ Arizona St	1-12	2	0	0	.000	0	0	.000	0	0	.000	0	0	0	2.9	1	0	0	1	0	0	0	4.0	
@ Arizona	1-14	1	0	0	.000	0	0	.000	0	0	.000	0	0	0	2.7	0	0	0	0	0	0	0	3.8	
USC	1-19	11	2	4	.500	0	2	.000	0	0	.000	0	4	4	2.8	1	0	1	0	0	0	4	3.8	
UCLA	1-21	6	0	2	.000	0	1	.000	2	2	1.000	0	1	1	2.7	1	0	2	0	0	0	2	3.7	
OREGON ST	1-29	20	2	6	.333	0	4	.000	7	8	.875	6	4	10	3.0	4	0	0	2	1	2	11	4.0	
@ Utah	2-2	12	4	4	1.000	1	1	1.000	5	5	1.000	0	5	5	3.1	1	0	0	0	1	0	14	4.5	
@ Colorado	2-4	-	-	-	-	-	-	-	-	-	-	-	-	-	-	-	-	-	-	-	-	-	-	
WASHINGTON	2-9	-	-	-	-	-	-	-	-	-	-	-	-	-	-	-	-	-	-	-	-	-	-	
WASHINGTON ST	2-11	-	-	-	-	-	-	-	-	-	-	-	-	-	-	-	-	-	-	-	-	-	-	
@ California	2-16	-	-	-	-	-	-	-	-	-	-	-	-	-	-	-	-	-	-	-	-	-	-	
@ Stanford	2-19	-	-	-	-	-	-	-	-	-	-	-	-	-	-	-	-	-	-	-	-	-	-	
@ Oregon St	2-26	-	-	-	-	-	-	-	-	-	-	-	-	-	-	-	-	-	-	-	-	-	-	
COLORADO	3-1	-	-	-	-	-	-	-	-	-	-	-	-	-	-	-	-	-	-	-	-	-	-	
UTAH	3-3	-	-	-	-	-	-	-	-	-	-	-	-	-	-	-	-	-	-	-	-	-	-	
Totals		0	306	27	75	.360	11	40	.275	34	48	.708	23	46	69	3.1	29	0	14	26	6	9	99	4.5

2011-12 SEASON HIGHS


Points	14	at UTAH (02-02-12)
Field Goals Made	4	at UTAH (02-02-12)
Field Goal Attempts	6	OREGON STATE (01-29-12)
	6	SE MISSOURI STATE (11-20-11)
3-Point Field Goals Made	3	vs BYU (12-03-11)
3-Point FG Attempts	4	OREGON STATE (01-29-12)
	4	vs BYU (12-03-11)
3-Pt FG Pct (min 2 made)	.750 (3-4)	vs BYU (12-03-11)
Free Throws Made	7	OREGON STATE (01-29-12)
Free Throw Attempts	8	OREGON STATE (01-29-12)
FT Pct (min 5 made)	1.000 (5-5)	at UTAH (02-02-12)
Rebounds	10	OREGON STATE (01-29-12)
Assists	3	PORTLAND STATE (12-12-11)
Steals	3	at Nebraska (11-23-11)
Blocked Shots	2	at Vanderbilt (11-11-11)
Turnovers	3	Three times
Fouls	4	OREGON STATE (01-29-12)
	4	at Washington (12-31-11)
MINUTES	25	SE MISSOURI STATE (11-20-11)

CAREER HIGHS

Points	14	at UTAH (02-02-12)
Field Goals Made	4	at UTAH (02-02-12)
Field Goal Attempts	6	OREGON STATE (01-29-12)
	6	SE MISSOURI STATE (11-20-11)
3-Point Field Goals Made	3	vs BYU (12-03-11)
3-Point FG Attempts	4	OREGON STATE (01-29-12)
	4	vs BYU (12-03-11)
3-Pt FG Pct (min 2 made)	.750 (3-4)	vs BYU (12-03-11)
Free Throws Made	7	OREGON STATE (01-29-12)
Free Throw Attempts	8	OREGON STATE (01-29-12)
FT Pct (min 5 made)	1.000 (5-5)	at UTAH (02-02-12)
Rebounds	10	OREGON STATE (01-29-12)
Assists	3	PORTLAND STATE (12-12-11)
Steals	3	at Nebraska (11-23-11)
Blocked Shots	2	at Vanderbilt (11-11-11)
Turnovers	3	Three times
Fouls	4	OREGON STATE (01-29-12)
	4	at Washington (12-31-11)
MINUTES	25	SE MISSOURI STATE (11-20-11)

YEAR-BY-YEAR CAREER STATISTICS

Year	GP	GS	Min	Avg	FG	FGA	Pct	3FG	FGA	Pct	FT	FTA	Pct	Off	Def	Reb	Avg	PF	FO	Ast	TO	Blk	Stl	Pts	Avg
2009-10	-	-	HOWARD COLLEGE	-	-	-	-	-	-	-	-	-	-	-	-	-	-	-	-	-	-	-	-	-	-
2010-11	-	-	HOWARD COLLEGE	-	-	-	-	-	-	-	-	-	-	-	-	-	-	-	-	-	-	-	-	-	-
2011-12	22	0	306	13.9	27	75	.360	11	40	.275	34	48	.708	23	46	69	3.1	29	0	14	26	6	9	99	4.5
TOTAL	22	0	306	13.9	27	75	.360	11	40	.275	34	48	.708	23	46	69	3.1	29	0	14	26	6	9	99	4.5



34 DEVOE JOSEPH

SENIOR • GUARD • 6-4 • 180 • TORONTO, ONTARIO (MINNESOTA)

2011-12 | SENIOR SEASON

Had a team-high 20 points to go with five rebounds and four assists Feb. 2 at Utah ... Scored team-high 26 points (8-of-16 on FGs) Jan. 29 vs. Oregon State ... Tallied 10 points Jan. 21 vs. UCLA ... Scored 16 points Jan. 19 vs. USC ... Played full 40 minutes and scored team-high 13 points Jan. 14 at Arizona ... Scored team-high 15 points in a season-high 37 minutes Jan. 12 at Arizona State ... Had team-highs with 14 points and six rebounds Jan. 8 vs. California ... Scored 17 points and matched a career-high with seven assists Dec. 29 at Washington State ... Had 10 points and career-high eight rebounds Dec. 22 vs. Stephen F. Austin ... Scored 19 points and had career-high five steals and 14 shot attempts Dec. 21 vs. Prairie View A&M ... Had 10 points Dec. 20 vs. NC Central ... Came off the bench to score a team-high 16 points (7-of-12 on FGs) Dec. 18 vs. Virginia ... Had 13 points and team-high six assists Dec. 12 vs. Portland State ... Scored a team-high 18 points to go with four assists and two steals in Oregon debut Dec. 10 vs. Fresno State.

BEFORE OREGON

Played three seasons and 76 total games at Minnesota before transferring to UO during the 2010-11 campaign ... He is one of just nine Gopher players in the history of the program to have 300 points and 100 assists in a season (329 pts, 105 assists in 2009-10) ... Had 31 made 3-point field goals in 2008-09, the fifth-most by a Gopher freshman ... Tied a school-record (has since been broken) with seven 3-point field goals against Penn State (Feb. 14, 2009) ... Went 7-of-8 (.875) against Penn State to establish a new school record for 3-point percentage in a game ... Averaged 11.2 points and 3.5 assists per game in eight contests as a junior during the 2010-11 season ... As a sophomore, he averaged 9.4 points and 3.0 assists per outing and started 17-of-35 games ... Played in 33 games as a freshman, a starter in two contests ... Played prep basketball at Pickering High School ... Averaged 24.0 points, 6.0 rebounds and 5.0 assists as a senior ... Led PHS to a 70-2 career record ... A three-time Canadian High School Player of the Year and three-time Toronto Star High School all-star ... Led team to 2007 and 2008 Provincial Championship ... Played AAU basketball for Grassroots Canada.

PERSONAL

Born June 21, 1989, in Toronto, Canada ... Son of David and Connie Joseph ... Major is political science.

DEVOE JOSEPH'S 2011-12 GAME-BY-GAME SEASON STATISTICS

Opponent	Date	GS	Min	--- TOTAL ---			--- 3-PTS ---			--- REBOUNDS ---				PF	FO	A	TO	Blk	Stl	Pts	Avg			
				FG	FGA	Pct	3FG	3FGA	Pct	FT	FTA	Pct	Off									Def	Tot	Avg
@ Vanderbilt	11-11	DNP	-	-	-	-	-	-	-	-	-	-	-	-	-	-	-	-	-	-	-			
E. WASHINGTON	11-17	DNP	-	-	-	-	-	-	-	-	-	-	-	-	-	-	-	-	-	-	-			
SE MISSOURI ST	11-20	DNP	-	-	-	-	-	-	-	-	-	-	-	-	-	-	-	-	-	-	-			
@ Nebraska	11-23	DNP	-	-	-	-	-	-	-	-	-	-	-	-	-	-	-	-	-	-	-			
UTEP	11-29	DNP	-	-	-	-	-	-	-	-	-	-	-	-	-	-	-	-	-	-	-			
vs. BYU	12-3	DNP	-	-	-	-	-	-	-	-	-	-	-	-	-	-	-	-	-	-	-			
FRESNO ST	12-10	29	6	13	.462	3	9	.333	3	4	.750	0	0	0	0.0	1	0	4	1	0	2	18	18.0	
PORTLAND ST	12-12	29	3	6	.500	1	4	.250	6	6	1.000	0	4	4	2.0	1	0	6	2	1	1	13	15.5	
VIRGINIA	12-18	29	7	12	.583	2	5	.400	0	1	.000	0	2	2	2.0	0	0	1	0	0	0	16	15.7	
N.C. CENTRAL	12-20	* 32	3	9	.333	2	4	.500	2	2	1.000	1	3	4	2.5	2	0	0	3	0	1	10	14.3	
PRAIRIE VIEW A&M	12-21	* 35	6	14	.429	3	7	.429	4	6	.667	0	2	2	2.4	1	0	2	3	1	5	19	15.2	
STEPHEN F. AUSTIN	12-22	* 35	4	7	.571	2	4	.500	0	0	.000	1	7	8	3.3	0	0	3	2	0	1	10	14.3	
vs. Washington St	12-29	* 32	6	9	.667	3	4	.750	2	2	1.000	0	1	1	3.0	2	0	7	5	0	1	17	14.7	
@ Washington	12-31	* 34	1	13	.077	0	5	.000	2	2	1.000	1	2	3	3.0	1	0	3	1	0	1	4	13.4	
STANFORD	1-5	* 36	9	15	.600	5	7	.714	7	8	.875	1	6	7	3.4	0	0	0	1	0	1	30	15.2	
CALIFORNIA	1-8	* 36	6	14	.429	2	6	.333	0	0	.000	2	4	6	3.7	3	0	0	1	0	0	14	15.1	
@ Arizona St	1-12	* 37	5	9	.556	3	5	.600	2	2	1.000	0	2	2	3.5	3	0	4	1	0	4	15	15.1	
@ Arizona	1-14	* 40	6	12	.500	1	4	.250	0	0	.000	0	3	3	3.5	4	0	3	4	0	2	13	14.9	
USC	1-19	* 36	4	10	.400	2	4	.500	6	6	1.000	1	3	4	3.5	2	0	2	1	1	1	16	15.0	
UCLA	1-21	* 35	3	11	.273	3	6	.500	1	2	.500	2	1	3	3.5	3	0	2	3	0	1	10	14.6	
OREGON ST	1-29	* 38	8	16	.500	5	9	.556	5	8	.625	2	5	7	3.7	1	0	3	1	0	1	26	15.4	
@ Utah	2-2	* 39	6	13	.462	2	4	.500	6	8	.750	0	5	5	3.8	1	0	4	1	0	2	20	15.7	
@ Colorado	2-4	-	-	-	-	-	-	-	-	-	-	-	-	-	-	-	-	-	-	-	-	-	-	
WASHINGTON	2-9	-	-	-	-	-	-	-	-	-	-	-	-	-	-	-	-	-	-	-	-	-	-	
WASHINGTON ST	2-11	-	-	-	-	-	-	-	-	-	-	-	-	-	-	-	-	-	-	-	-	-	-	
@ California	2-16	-	-	-	-	-	-	-	-	-	-	-	-	-	-	-	-	-	-	-	-	-	-	
@ Stanford	2-19	-	-	-	-	-	-	-	-	-	-	-	-	-	-	-	-	-	-	-	-	-	-	
@ Oregon St	2-26	-	-	-	-	-	-	-	-	-	-	-	-	-	-	-	-	-	-	-	-	-	-	
COLORADO	3-1	-	-	-	-	-	-	-	-	-	-	-	-	-	-	-	-	-	-	-	-	-	-	
UTAH	3-3	-	-	-	-	-	-	-	-	-	-	-	-	-	-	-	-	-	-	-	-	-	-	
Totals		13	552	83	183	.454	39	87	.448	46	57	.807	11	50	61	3.8	25	0	44	31	3	24	251	15.7

2011-12 SEASON HIGHS

Points	30	STANFORD (01-05-12)
Field Goals Made	9	STANFORD (01-05-12)
Field Goal Attempts	16	OREGON STATE (01-29-12)
FG Pct (min 5 made)	.667 (6-9)	at Washington State (12-29-11)
3-Point Field Goals Made	5	OREGON STATE (01-29-12)
	5	STANFORD (01-05-12)
3-Point FG Attempts	9	OREGON STATE (01-29-12)
	9	FRESNO STATE (12-10-11)
3-Pt FG Pct (min 2 made)	.750 (3-4)	at Washington State (12-29-11)
Free Throws Made	7	STANFORD (01-05-12)
Free Throw Attempts	8	Two times
FT Pct (min 3 made)	1.000 (6-6)	Two times
Rebounds	8	STEPHEN F. AUSTIN (12-22-11)
Assists	7	at Washington State (12-29-11)
Steals	5	PRAIRIE VIEW A&M (12-21-11)
Blocked Shots	1	Three times
Turnovers	5	at Washington State (12-29-11)
Fouls	4	at Arizona (01-14-12)
MINUTES	40	at Arizona (01-14-12)

CAREER HIGHS

Points	30	STANFORD (01-05-12)
Field Goals Made	9	STANFORD (01-05-12)
Field Goal Attempts	16	OREGON STATE (01-29-12)
FG Pct (min 5 made)	.727 (8-11)	at Penn State (02-14-09)
3-Point Field Goals Made	7	at Penn State (02-14-09)
3-Point FG Attempts	9	OREGON STATE (01-29-12)
	9	FRESNO STATE (12-10-11)
3-Pt FG Pct (min 2 made)	.875 (7-8)	at Penn State (02-14-09)
Free Throws Made	7	Two times
Free Throw Attempts	8	Four times
FT Pct (min 3 made)	1.000 (6-6)	Two times
Rebounds	8	STEPHEN F. AUSTIN (12-22-11)
Assists	7	Four times
Steals	5	PRAIRIE VIEW A&M (12-21-11)
	3	NORTHWESTERN (01-26-10)
Blocked Shots	1	Six times
Turnovers	5	Two times
Fouls	5	at Northwestern (02-14-10)
MINUTES	44	at Northwestern (02-14-10)

YEAR-BY-YEAR CAREER STATISTICS

Year	GP	GS	Min	Avg	FG	FGA	Pct	3FG	FGA	Pct	FT	FTA	Pct	Off	Def	Reb	Avg	PF	FO	Ast	TO	Blk	Stl	Pts	Avg
2008-09	33	2	551	16.7	62	155	.400	31	83	.373	9	17	.529	13	46	59	1.8	26	0	50	55	2	26	164	5.0
2009-10	35	19	893	25.5	112	285	.393	50	129	.388	55	75	.733	28	72	100	2.9	49	1	105	66	3	29	329	9.4
2010-11	8	4	201	25.1	32	81	.395	16	42	.381	10	16	.625	1	17	18	2.2	9	0	28	15	0	5	90	11.2
MINN TOTALS	76	25	1645	21.6	206	521	.395	97	254	.382	74	108	.685	42	135	177	2.3	84	1	183	136	5	60	583	7.7
2011-12	16	13	552	34.5	83	183	.454	39	87	.448	46	57	.807	11	50	61	3.8	25	0	44	31	3	24	251	15.7
ORE TOTALS	16	13	552	34.5	83	183	.454	39	87	.448	46	57	.807	11	50	61	3.8	25	0	44	31	3	24	251	15.7



40 AUSTIN KUEMPER

FRESHMAN • CENTER • 6-9 • 220 • PORTLAND, ORE. (WESTVIEW HS)

2011-12 | FRESHMAN SEASON

Has not played this season.

BEFORE OREGON

Averaged 16.6 points, 9.1 rebounds and 1.2 blocks per game as a senior at Portland's Westview High School ... Led WHS to its second consecutive appearance in the OSAA 6A Boys State title game in 2010-11 ... Averaged 12.9 points and 8.1 rebounds per game as a junior ... helped lead WHS to the state title game, scoring a team-best 17 points in a 66-44 loss to Jesuit ... also led WHS to a second-round appearance at the 2009 OSAA 6A Boys State Tournament ... chose Oregon over Iowa State, San Diego State, USC and Washington State ... played AAU ball for ICP.

PERSONAL

Born Oct. 1, 1992 in Portland, Ore. ... Son of Stephen and Denise Kuemper ... Major is undeclared.

AUSTIN KUEMPER'S 2011-12 GAME-BY-GAME SEASON STATISTICS

Opponent	Date	GS	Min	--- TOTAL ---			--- 3-PTS ---			--- REBOUNDS ---							PF	FO	A	TO	Blk	Stl	Pts	Avg
				FG	FGA	Pct	3FG	3FGA	Pct	FT	FTA	Pct	Off	Def	Tot	Avg								
@ Vanderbilt	11-11		DNP	-	-	-	-	-	-	-	-	-	-	-	-	-	-	-	-	-	-	-	-	
E. WASHINGTON	11-17		DNP	-	-	-	-	-	-	-	-	-	-	-	-	-	-	-	-	-	-	-	-	
SE MISSOURI ST	11-20		DNP	-	-	-	-	-	-	-	-	-	-	-	-	-	-	-	-	-	-	-	-	
@ Nebraska	11-23		DNP	-	-	-	-	-	-	-	-	-	-	-	-	-	-	-	-	-	-	-	-	
UTEP	11-29		DNP	-	-	-	-	-	-	-	-	-	-	-	-	-	-	-	-	-	-	-	-	
vs. BYU	12-3		DNP	-	-	-	-	-	-	-	-	-	-	-	-	-	-	-	-	-	-	-	-	
FRESNO ST	12-10		DNP	-	-	-	-	-	-	-	-	-	-	-	-	-	-	-	-	-	-	-	-	
PORTLAND ST	12-12		DNP	-	-	-	-	-	-	-	-	-	-	-	-	-	-	-	-	-	-	-	-	
VIRGINIA	12-18		DNP	-	-	-	-	-	-	-	-	-	-	-	-	-	-	-	-	-	-	-	-	
N.C. CENTRAL	12-20		DNP	-	-	-	-	-	-	-	-	-	-	-	-	-	-	-	-	-	-	-	-	
PRARIE VIEW A&M	12-21		DNP	-	-	-	-	-	-	-	-	-	-	-	-	-	-	-	-	-	-	-	-	
STEPHEN F. AUSTIN	12-22		DNP	-	-	-	-	-	-	-	-	-	-	-	-	-	-	-	-	-	-	-	-	
@ Washington St	12-29		DNP	-	-	-	-	-	-	-	-	-	-	-	-	-	-	-	-	-	-	-	-	
@ Washington	12-31		DNP	-	-	-	-	-	-	-	-	-	-	-	-	-	-	-	-	-	-	-	-	
STANFORD	1-5		DNP	-	-	-	-	-	-	-	-	-	-	-	-	-	-	-	-	-	-	-	-	
CALIFORNIA	1-8		DNP	-	-	-	-	-	-	-	-	-	-	-	-	-	-	-	-	-	-	-	-	
@ Arizona St	1-12		DNP	-	-	-	-	-	-	-	-	-	-	-	-	-	-	-	-	-	-	-	-	
@ Arizona	1-14		DNP	-	-	-	-	-	-	-	-	-	-	-	-	-	-	-	-	-	-	-	-	
USC	1-19		DNP	-	-	-	-	-	-	-	-	-	-	-	-	-	-	-	-	-	-	-	-	
UCLA	1-21		DNP	-	-	-	-	-	-	-	-	-	-	-	-	-	-	-	-	-	-	-	-	
OREGON ST	1-29		DNP	-	-	-	-	-	-	-	-	-	-	-	-	-	-	-	-	-	-	-	-	
@ Utah	2-2		DNP	-	-	-	-	-	-	-	-	-	-	-	-	-	-	-	-	-	-	-	-	
@ Colorado	2-4		-	-	-	-	-	-	-	-	-	-	-	-	-	-	-	-	-	-	-	-	-	
WASHINGTON	2-9		-	-	-	-	-	-	-	-	-	-	-	-	-	-	-	-	-	-	-	-	-	
WASHINGTON ST	2-11		-	-	-	-	-	-	-	-	-	-	-	-	-	-	-	-	-	-	-	-	-	
@ California	2-16		-	-	-	-	-	-	-	-	-	-	-	-	-	-	-	-	-	-	-	-	-	
@ Stanford	2-19		-	-	-	-	-	-	-	-	-	-	-	-	-	-	-	-	-	-	-	-	-	
@ Oregon St	2-26		-	-	-	-	-	-	-	-	-	-	-	-	-	-	-	-	-	-	-	-	-	
COLORADO	3-1		-	-	-	-	-	-	-	-	-	-	-	-	-	-	-	-	-	-	-	-	-	
UTAH	3-3		-	-	-	-	-	-	-	-	-	-	-	-	-	-	-	-	-	-	-	-	-	
Totals			-	-	-	-	-	-	-	-	-	-	-	-	-	-	-	-	-	-	-	-	-	-

2011-12 SEASON HIGHS


Points	-	-
Field Goals Made	-	-
Field Goal Attempts	-	-
FG Pct (min 5 made)	-	-
3-Point Field Goals Made	-	-
3-Point FG Attempts	-	-
3-Pt FG Pct (min 2 made)	-	-
Free Throws Made	-	-
Free Throw Attempts	-	-
FT Pct (min 5 made)	-	-
Rebounds	-	-
Assists	-	-
Steals	-	-
Blocked Shots	-	-
Turnovers	-	-
Fouls	-	-
MINUTES	-	-

CAREER HIGHS

Points	-	-
Field Goals Made	-	-
Field Goal Attempts	-	-
FG Pct (min 5 made)	-	-
3-Point Field Goals Made	-	-
3-Point FG Attempts	-	-
3-Pt FG Pct (min 2 made)	-	-
Free Throws Made	-	-
Free Throw Attempts	-	-
FT Pct (min 5 made)	-	-
Rebounds	-	-
Assists	-	-
Steals	-	-
Blocked Shots	-	-
Turnovers	-	-
Fouls	-	-
MINUTES	-	-

YEAR-BY-YEAR CAREER STATISTICS

Year	GP	GS	Min	Avg	FG	FGA	Pct	3FG	FGA	Pct	FT	FTA	Pct	Off	Def	Reb	Avg	PF	FO	Ast	TO	Blk	Stl	Pts	Avg
2011-12	-	-	-	-	-	-	-	-	-	-	-	-	-	-	-	-	-	-	-	-	-	-	-	-	-
TOTAL	-	-	-	-	-	-	-	-	-	-	-	-	-	-	-	-	-	-	-	-	-	-	-	-	-



42 CHRIS LARSON

JUNIOR • CENTER • 6-11 • 220 • HUDSON, IOWA (BLACK HAWK CC)

2011-12 | JUNIOR SEASON

Has not played this season.

BEFORE OREGON

Played two seasons at Black Hawk College in Moline, Ill. ... Averaged 6.7 points, 4.4 rebounds and 3.4 blocks in 2010-11 for the Braves while splitting time at the post for the NJCAA Division II program ... Played prep basketball at Hudson High School in Hudson, Iowa where he led the Pirates to an 18-5 record under head coach Steve Miles in 2008-09 ... In 23 games averaged 9.5 points, 6.5 rebounds, and 5 blocks his senior year ... Totalled 116 blocks while shooting 52 percent from the field and 24 minutes per game ... Scored a game-high 28 points (13 points in the fourth quarter) to go with eight blocks against AGWSR on Feb. 6, 2009 ... Also considered offers from Florida International and Troy.

PERSONAL

Born Feb. 1, 1991 in Winchester, Tenn. ... Son of Terry Larson and Marilyn Larson Lenth ... Major is psychology.

CHRIS LARSON'S 2011-12 GAME-BY-GAME SEASON STATISTICS

Opponent	Date	GS	Min	--- TOTAL ---			--- 3-PTS ---		--- REBOUNDS ---				PF	FO	A	TO	Blk	Stl	Pts	Avg		
				FG	FGA	Pct	3FG	3FGA	Pct	FT	FTA	Pct									Off	Def
@ Vanderbilt	11-11	DNP	-	-	-	-	-	-	-	-	-	-	-	-	-	-	-	-	-	-	-	
E. WASHINGTON	11-17	DNP	-	-	-	-	-	-	-	-	-	-	-	-	-	-	-	-	-	-	-	
SE MISSOURI ST	11-20	DNP	-	-	-	-	-	-	-	-	-	-	-	-	-	-	-	-	-	-	-	
@ Nebraska	11-23	DNP	-	-	-	-	-	-	-	-	-	-	-	-	-	-	-	-	-	-	-	
UTEP	11-29	DNP	-	-	-	-	-	-	-	-	-	-	-	-	-	-	-	-	-	-	-	
vs. BYU	12-3	DNP	-	-	-	-	-	-	-	-	-	-	-	-	-	-	-	-	-	-	-	
FRESNO ST	12-10	DNP	-	-	-	-	-	-	-	-	-	-	-	-	-	-	-	-	-	-	-	
PORTLAND ST	12-12	DNP	-	-	-	-	-	-	-	-	-	-	-	-	-	-	-	-	-	-	-	
VIRGINIA	12-18	DNP	-	-	-	-	-	-	-	-	-	-	-	-	-	-	-	-	-	-	-	
N.C. CENTRAL	12-20	DNP	-	-	-	-	-	-	-	-	-	-	-	-	-	-	-	-	-	-	-	
PRARIE VIEW A&M	12-21	DNP	-	-	-	-	-	-	-	-	-	-	-	-	-	-	-	-	-	-	-	
STEPHEN F. AUSTIN	12-22	DNP	-	-	-	-	-	-	-	-	-	-	-	-	-	-	-	-	-	-	-	
@ Washington St	12-29	DNP	-	-	-	-	-	-	-	-	-	-	-	-	-	-	-	-	-	-	-	
@ Washington	12-31	DNP	-	-	-	-	-	-	-	-	-	-	-	-	-	-	-	-	-	-	-	
STANFORD	1-5	DNP	-	-	-	-	-	-	-	-	-	-	-	-	-	-	-	-	-	-	-	
CALIFORNIA	1-8	DNP	-	-	-	-	-	-	-	-	-	-	-	-	-	-	-	-	-	-	-	
@ Arizona St	1-12	DNP	-	-	-	-	-	-	-	-	-	-	-	-	-	-	-	-	-	-	-	
@ Arizona	1-14	DNP	-	-	-	-	-	-	-	-	-	-	-	-	-	-	-	-	-	-	-	
USC	1-19	DNP	-	-	-	-	-	-	-	-	-	-	-	-	-	-	-	-	-	-	-	
UCLA	1-21	DNP	-	-	-	-	-	-	-	-	-	-	-	-	-	-	-	-	-	-	-	
OREGON ST	1-29	DNP	-	-	-	-	-	-	-	-	-	-	-	-	-	-	-	-	-	-	-	
@ Utah	2-2	DNP	-	-	-	-	-	-	-	-	-	-	-	-	-	-	-	-	-	-	-	
@ Colorado	2-4	-	-	-	-	-	-	-	-	-	-	-	-	-	-	-	-	-	-	-	-	
WASHINGTON	2-9	-	-	-	-	-	-	-	-	-	-	-	-	-	-	-	-	-	-	-	-	
WASHINGTON ST	2-11	-	-	-	-	-	-	-	-	-	-	-	-	-	-	-	-	-	-	-	-	
@ California	2-16	-	-	-	-	-	-	-	-	-	-	-	-	-	-	-	-	-	-	-	-	
@ Stanford	2-19	-	-	-	-	-	-	-	-	-	-	-	-	-	-	-	-	-	-	-	-	
@ Oregon St	2-26	-	-	-	-	-	-	-	-	-	-	-	-	-	-	-	-	-	-	-	-	
COLORADO	3-1	-	-	-	-	-	-	-	-	-	-	-	-	-	-	-	-	-	-	-	-	
UTAH	3-3	-	-	-	-	-	-	-	-	-	-	-	-	-	-	-	-	-	-	-	-	
Totals																						

2011-12 SEASON HIGHS

Points	-	-
Field Goals Made	-	-
Field Goal Attempts	-	-
FG Pct (min 5 made)	-	-
3-Point Field Goals Made	-	-
3-Point FG Attempts	-	-
3-Pt FG Pct (min 2 made)	-	-
Free Throws Made	-	-
Free Throw Attempts	-	-
FT Pct (min 5 made)	-	-
Rebounds	-	-
Assists	-	-
Steals	-	-
Blocked Shots	-	-
Turnovers	-	-
Fouls	-	-
MINUTES	-	-

CAREER HIGHS

Points	-	-
Field Goals Made	-	-
Field Goal Attempts	-	-
FG Pct (min 5 made)	-	-
3-Point Field Goals Made	-	-
3-Point FG Attempts	-	-
3-Pt FG Pct (min 2 made)	-	-
Free Throws Made	-	-
Free Throw Attempts	-	-
FT Pct (min 5 made)	-	-
Rebounds	-	-
Assists	-	-
Steals	-	-
Blocked Shots	-	-
Turnovers	-	-
Fouls	-	-
MINUTES	-	-

YEAR-BY-YEAR CAREER STATISTICS

Year	GP	GS	Min	Avg	FG	FGA	Pct	3FG	FGA	Pct	FT	FTA	Pct	Off	Def	Reb	Avg	PF	FO	Ast	TO	Blk	Stl	Pts	Avg
2009-10	-		BLACK HAWK COLLEGE		-	-	-	-	-	-	-	-	-	-	-	-	-	-	-	-	-	-	-	-	-
2010-11	-		BLACK HAWK COLLEGE		-	-	-	-	-	-	-	-	-	-	-	-	-	-	-	-	-	-	-	-	-
2011-12	-				-	-	-	-	-	-	-	-	-	-	-	-	-	-	-	-	-	-	-	-	-
TOTAL	-				-	-	-	-	-	-	-	-	-	-	-	-	-	-	-	-	-	-	-	-	-



55 TONY WOODS

JUNIOR • CENTER • 6-11 • 250 • ROME, GA. (WAKE FOREST)

2011-12 | JUNIOR SEASON

Played a career-high 29 minutes Jan. 21 vs. UCLA ... Had three blocks Jan. 14 at Arizona ... Scored 12 points and added three blocks Jan. 12 at Arizona State ... Had eight points, five rebounds (four offensive) and three blocks Jan. 5 vs. Stanford ... Blocked three shots and grabbed five rebounds Dec. 31 at Washington ... Posted seven points, five rebounds and career-high five blocks Dec. 12 vs. Portland State ... Had career-high 13 points to go with six rebounds Dec. 3 vs. BYU ... Scored seven points and had two steals in 11 minutes Nov. 23 at Nebraska ... Scored eight points in just 12 minutes of playing time (injury) Nov. 20 vs. SE Missouri State ... Posted a team-high 12 points Nov. 11 at No. 7 Vanderbilt.

BEFORE OREGON

Requested and was granted his release by Wake Forest in October 2010 ... Played in all 31 games and made nine starts during his sophomore season in 2009-10 ... Played 13.3 minutes per game and averaged 4.6 points and 3.2 rebounds per game ... Ranked seventh on the team in scoring, third in blocks (24) and fourth in offensive rebounds (56) ... Shot 60.8 percent from the floor ... Came on strong at the end of the season, scoring 11 points in consecutive games in the ACC Tournament and the NCAA Tournament ... Scored in double figures four times ... Played in 30 games, a starter in one outing, during his freshman campaign in 2008-09 ... Drew his first career starting assignment in Wake Forest's NCAA Tournament game against Cleveland State ... Averaged 3.2 points and 2.6 rebounds per game ... Shot a team-high 56.3 percent from the floor ... Ranked sixth on the team in blocked shots (13) ... Played his prep basketball at Rome High School under coach Keeth Jones ... Rated as the No. 3 center and the No. 20 overall prospect in the nation according to Rivals.com ... Ranked by Scout.com as the No. 9 center and the No. 45 recruit in the country ... Named a 2008 fourth team Parade All-American ... As a senior, averaged 17.1 points, 9.2 rebounds and 5.1 blocks per game ... Named first team all-state by the Atlanta Journal-Constitution in 2008 ... Named to the Georgia Sportswriters Association 4A All-State team ... Tabbed as the GACA North 4A Player of the Year ... Averaged 15.0 ppg, 11.0 rpg and 4.0 bpg as a junior ... Played in the 2008 Jordan Brand Classic.

PERSONAL

Born Jan. 24, 1990, in Rome, Ga. ... Son of Tony Woods, Sr. and Jackie Cunningham ... Major is political science.

TONY WOODS' 2011-12 GAME-BY-GAME SEASON STATISTICS

Opponent	Date	GS	Min	--- TOTAL ---			--- 3-PTS ---			--- REBOUNDS ---				PF	FO	A	TO	Blk	Stl	Pts	Avg				
				FG	FGA	Pct	3FG	3FGA	Pct	FT	FTA	Pct	Off									Def	Tot	Avg	
@ Vanderbilt	11-11	*	21	5	7	.714	0	0	.000	2	3	.667	2	2	4	4.0	4	0	1	2	1	0	12	12.0	
E. WASHINGTON	11-17	*	18	2	2	1.000	0	0	.000	2	5	.400	1	2	3	3.5	1	0	2	3	1	0	6	9.0	
SE MISSOURI ST	11-20	*	12	3	3	1.000	0	0	.000	2	3	.667	2	1	3	3.3	1	0	0	0	3	0	8	8.7	
@ Nebraska	11-23		11	3	6	.500	0	0	.000	1	1	1.000	0	3	3	3.3	4	0	2	1	1	2	7	8.3	
UTEP	11-29		21	0	2	.000	0	0	.000	4	4	1.000	1	5	6	3.8	1	0	2	3	2	0	4	7.4	
vs. BYU	12-3	*	21	4	9	.444	0	0	.000	5	10	.500	1	5	6	4.2	3	0	0	1	0	0	13	8.3	
FRESNO ST	12-10	*	15	2	4	.500	0	0	.000	1	2	.500	2	2	4	4.1	3	0	1	2	0	0	5	7.9	
PORTLAND ST	12-12	*	20	3	8	.375	0	0	.000	1	3	.333	2	3	5	4.3	3	0	1	2	5	1	7	7.8	
VIRGINIA	12-18	*	22	3	4	.750	0	0	.000	3	8	.375	2	1	3	4.1	3	0	1	1	0	1	9	7.9	
N.C. CENTRAL	12-20	*	16	0	3	.000	0	0	.000	7	8	.875	0	5	5	4.2	0	0	0	0	1	0	7	7.8	
PRAIRIE VIEW A&M	12-21	*	15	1	3	.333	0	0	.000	1	4	.250	1	0	1	3.9	5	1	1	2	0	0	3	7.4	
STEPHEN F. AUSTIN	12-22	*	17	2	5	.400	0	0	.000	1	2	.500	1	3	4	3.9	2	0	0	3	1	0	5	7.2	
@ Washington St	12-29	*	10	2	3	.667	0	0	.000	0	1	.000	1	1	2	3.8	3	0	0	2	0	0	4	6.9	
@ Washington	12-31		18	1	1	1.000	0	0	.000	0	0	.000	1	4	5	3.9	0	0	1	1	3	0	2	6.6	
STANFORD	1-5	*	24	3	7	.429	0	0	.000	2	4	.500	4	1	5	3.9	1	0	2	0	3	0	8	6.7	
CALIFORNIA	1-8	*	20	3	5	.600	0	0	.000	1	1	1.000	2	3	5	4.0	1	0	0	1	2	0	7	6.7	
@ Arizona St	1-12	*	21	5	9	.556	0	0	.000	2	2	1.000	0	1	1	3.8	3	0	0	0	3	0	12	7.0	
@ Arizona	1-14	*	22	2	4	.500	0	0	.000	0	0	.000	1	3	4	3.8	2	0	0	0	3	0	4	6.8	
USC	1-19	*	19	1	2	.500	0	0	.000	5	7	.714	3	1	4	3.8	1	0	0	3	1	0	7	6.8	
UCLA	1-21	*	29	2	4	.500	0	0	.000	2	2	1.000	2	3	5	3.9	3	0	1	0	2	0	6	6.8	
OREGON ST	1-29	*	18	2	3	.667	0	0	.000	1	2	.500	1	2	3	3.9	3	0	2	4	4	2	5	6.7	
@ Utah	2-2		13	3	6	.500	0	0	.000	0	0	.000	4	1	5	3.9	2	0	0	0	0	0	6	6.7	
@ Colorado	2-4		-	-	-	-	-	-	-	-	-	-	-	-	-	-	-	-	-	-	-	-	-	-	
WASHINGTON	2-9		-	-	-	-	-	-	-	-	-	-	-	-	-	-	-	-	-	-	-	-	-	-	
WASHINGTON ST	2-11		-	-	-	-	-	-	-	-	-	-	-	-	-	-	-	-	-	-	-	-	-	-	
@ California	2-16		-	-	-	-	-	-	-	-	-	-	-	-	-	-	-	-	-	-	-	-	-	-	
@ Stanford	2-19		-	-	-	-	-	-	-	-	-	-	-	-	-	-	-	-	-	-	-	-	-	-	
@ Oregon St	2-26		-	-	-	-	-	-	-	-	-	-	-	-	-	-	-	-	-	-	-	-	-	-	
COLORADO	3-1		-	-	-	-	-	-	-	-	-	-	-	-	-	-	-	-	-	-	-	-	-	-	
UTAH	3-3		-	-	-	-	-	-	-	-	-	-	-	-	-	-	-	-	-	-	-	-	-	-	
Totals			18	403	52	100	.520	0	0	.000	43	72	.597	34	52	86	3.9	49	1	17	31	36	7	147	6.7

2011-12 SEASON HIGHS

Points	13	vs BYU (12-03-11)
Field Goals Made	5	at Arizona State (01-12-12)
	5	at Vanderbilt (11-11-11)
Field Goal Attempts	9	at Arizona State (01-12-12)
	9	vs BYU (12-03-11)
FG Pct (min 5 made)	.714 (5-7)	at Vanderbilt (11-11-11)
Free Throws Made	7	N. CAROLINA CENTRAL (12-20-11)
Free Throw Attempts	10	vs BYU (12-03-11)
FT Pct (min 3 made)	1.000 (4-4)	UTEP (11-29-11)
Rebounds	6	vs BYU (12-03-11)
	6	UTEP (11-29-11)
Assists	2	Five times
Steals	2	OREGON STATE (01-29-12)
	2	at Nebraska (11-23-11)
Blocked Shots	5	PORTLAND STATE (12-12-11)
Turnovers	4	OREGON STATE (01-29-12)
Fouls	5	PRAIRIE VIEW A&M (12-21-11)
MINUTES	29	UCLA (01-21-12)

CAREER HIGHS

Points	13	vs BYU (12-03-11)
Field Goals Made	6	N.C. CENTRAL (11-14-08)
Field Goal Attempts	9	vs BYU (12-03-11)
FG Pct (min 5 made)	.857 (6-7)	N.C. CENTRAL (11-14-08)
3-Point Field Goals Made	-	-----
3-Point FG Attempts	-	-----
Free Throws Made	7	N. CAROLINA CENTRAL (12-20-11)
Free Throw Attempts	10	vs BYU (12-03-11)
FT Pct (min 8 made)	1.000 (6-6)	FLORIDA STATE (02-14-09)
Rebounds	8	vs Texas (03-18-10)
Assists	2	Four times
Steals	2	WINSTON-SALEM STATE (11-24-08)
	2	OREGON STATE (01-29-12)
	2	at Nebraska (11-23-11)
Blocked Shots	5	PORTLAND STATE (12-12-11)
Turnovers	4	OREGON STATE (01-29-12)
Fouls	5	Four times
MINUTES	29	UCLA (01-21-12)

YEAR-BY-YEAR CAREER STATISTICS

Year	GP	GS	Min	Avg	FG	FGA	Pct	3FG	FGA	Pct	FT	FTA	Pct	Off	Def	Reb	Avg	PF	FO	Ast	TO	Blk	Stl	Pts	Avg
2008-09	30	1	328	10.9	40	71	.563	0	0	.000	15	33	.455	34	44	78	2.6	47	0	2	26	13	5	95	3.2
2009-10	31	9	413	13.3	59	97	.608	0	0	.000	25	52	.481	56	44	100	3.2	62	3	2	34	24	4	143	4.6
WFU TOTALS	61	10	741	12.1	99	168	.589	0	0	.000	40	85	.471	90	88	178	2.9	109	3	4	60	37	9	238	3.9
2011-12	22	18	403	18.3	52	100	.520	0	0	.000	43	72	.597	34	52	86	3.9	49	1	17	31	36	7	147	6.7
ORE TOTALS	22	18	403	18.3	52	100	.520	0	0	.000	43	72	.597	34	52	86	3.9	49	1	17	31	36	7	147	6.7

2011-12 SEASON RESULTS

RECORD:	OVERALL	HOME	AWAY	NEUTRAL
ALL GAMES	16-6	11-3	5-2	0-1
CONFERENCE	7-3	3-2	4-1	0-0
NON-CONFERENCE	9-3	8-1	1-1	0-1

DATE	TIME	OPPONENT	SCORE	ATTEND	HIGH POINTS	HIGH REBOUNDS
11-11-11	9:07 p.m.	at Vanderbilt	64-78 L	14316	(12) Woods, Tony	(6) Singler; Sim
11-17-11	7:06 p.m.	EASTERN WASHINGTON	W 73-65	6096	(17) Sim, Garrett	(7) Jacob; Nared
11-20-11	2:05 p.m.	SE MISSOURI STATE	W 86-61	6859	(21) Singler, E.J.	(7) Singler; Jacob
11-23-11	8:06 p.m.	at Nebraska	W 83-76	10881	(20) Sim, Garrett	(9) Nared, Tyrone
11-29-11	7:06 p.m.	UTEP	W 64-59	5800	(24) Loyd, Johnathan	(6) Woods, Tony
12-03-11	3:05 p.m.	# vs BYU	65-79 L	12845	(16) Sim, Garrett	(9) Ashaolu, Olu
12-10-11	7:06 p.m.	FRESNO STATE	W 74-70	6862	(18) Joseph, Devoe	(6) Emory, Carlos
12-12-11	7:06 p.m.	PORTLAND STATE	W 79-70	5712	(19) Singler, E.J.	(7) Singler, E.J.
12-18-11	2:36 p.m.	VIRGINIA	54-67 L	8750	(16) Joseph, Devoe	(5) Sim, Garrett
12-20-11	7:05 p.m.	\$ N. CAROLINA CENTRAL	W 58-45	5655	(13) Sim; Singler	(9) Ashaolu, Olu
12-21-11	7:05 p.m.	\$ PRAIRIE VIEW A&M	W 74-66	5710	(20) Sim, Garrett	(7) Jacob, Jeremy
12-22-11	7:05 p.m.	\$ STEPHEN F. AUSTIN	W 55-45	3401	(12) Singler, E.J.	(8) Joseph, Devoe
12-29-11	6:06 p.m.	*% at Washington State	W 92-75	9889	(23) Ashaolu, Olu	(10) Ashaolu, Olu
12-31-11	7:12 p.m.	* at Washington	60-76 L	9597	(20) Singler, E.J.	(12) Ashaolu, Olu
01-05-12	6:06 p.m.	* STANFORD	W 78-67	6199	(30) Joseph, Devoe	(7) Joseph, Devoe
01-08-12	4:36 p.m.	* CALIFORNIA	60-77 L	7415	(14) Joseph, Devoe	(6) Jacob; Joseph; Singler
01-12-12	8:37 p.m.	* at Arizona State	W 67-58	5609	(15) Joseph, Devoe	(5) Singler, E.J.
01-14-12	1:36 p.m.	* at Arizona	W 59-57	14553	(13) Joseph; Ashaolu	(5) Jacob, Jeremy
01-19-12	5:36 p.m.	* USC	W 65-62	8684	(20) Sim, Garrett	(6) Nared, Tyrone
01-21-12	1:07 p.m.	* UCLA	W 75-68	10830	(26) Singler, E.J.	(8) Nared, Tyrone
01-29-12	3:36 p.m.	* OREGON STATE	71-76 L	11219	(26) Joseph, Devoe	(10) Emory, Carlos
02-02-12	7:05 p.m.	* at Utah	W 79-68	8024	(20) Joseph, Devoe	(6) Singler, E.J.

- Played at EnergySolutions Arena in Salt Lake City, Utah

\$ - Global Sports Hoops Showcase in Eugene, Ore.

% - Played at Spokane Arena

GAME-BY-GAME COMPARISON (TEAM / OPPONENT)

OPPONENT	1ST	2ND	SCORE	MAR	FGS	FG PCT	3-FG	3FG PCT	FTS	FT PCT	REBS	MAR	AST	TO	BLK	STL	Fouls
Vanderbilt	29/35	35/43	64-78	(14)	26-53/27-66	.491/.409	6-20/9-28	.300/.321	6-17/15-27	.353/.556	39/41	(2)	15/16	20/8	5/6	4/11	24/20
E. WASHINGTON	34/39	39/26	73-65	+8	20-44/22-67	.455/.328	5-19/9-27	.263/.333	28-44/12-20	.636/.600	38/38	-	14/9	21/15	5/2	11/13	19/31
SE MISSOURI STATE	38/21	48/40	86-61	+25	30-62/22-49	.484/.449	6-16/5-12	.375/.417	20-25/12-18	.800/.667	36/29	+7	17/13	8/19	5/5	12/4	21/20
Nebraska	47/43	36/33	83-76	+7	26-53/24-51	.491/.471	8-19/7-19	.421/.368	23-32/21-25	.719/.840	31/33	(2)	14/15	12/14	3/5	6/4	22/26
UTEP	23/23	41/36	64-59	+5	20-46/26-53	.435/.491	8-18/1-6	.444/.167	16-19/6-16	.842/.375	29/31	(2)	14/12	15/13	8/4	6/8	15/15
BYU	31/38	34/41	65-79	(14)	22-57/28-71	.386/.394	9-22/10-26	.409/.385	12-21/13-19	.571/.684	43/45	(2)	15/18	15/10	2/5	1/8	18/19
FRESNO STATE	34/32	40/38	74-70	+4	27-48/27-61	.563/.443	7-22/3-14	.318/.214	13-20/13-19	.650/.684	34/28	+6	16/10	16/9	5/2	4/6	17/16
PORTLAND STATE	34/27	45/43	79-70	+9	27-59/24-56	.458/.429	7-20/5-19	.350/.263	18-23/17-20	.783/.850	34/30	+4	18/8	7/12	7/2	7/2	16/21
VIRGINIA	30/28	24/39	54-67	(13)	23-54/25-55	.426/.455	3-15/6-15	.200/.400	5-14/11-13	.357/.846	25/39	(14)	11/12	6/8	0/0	4/2	14/19
N.C. CENTRAL	21/18	37/27	58-45	+13	16-49/18-61	.327/.295	6-18/4-20	.333/.200	20-22/5-7	.909/.714	37/38	(1)	10/6	13/16	3/7	8/10	10/17
PRAIRIE VIEW A&M	34/30	40/36	74-66	+8	21-51/26-65	.412/.400	10-21/6-19	.476/.316	22-31/8-12	.710/.667	38/35	+3	11/11	18/17	2/1	9/5	17/25
STEPHEN F. AUSTIN	25/20	30/25	55-45	+10	18-43/19-52	.419/.365	5-18/1-12	.278/.083	14-23/6-9	.609/.667	32/30	+2	6/10	14/12	2/2	6/7	12/20
Washington State	54/34	38/41	92-75	+17	34-49/26-57	.694/.456	9-16/9-21	.563/.429	15-25/14-20	.600/.700	34/22	+12	20/18	17/10	1/2	3/8	22/22
Washington	30/41	30/35	60-76	(16)	20-62/29-54	.323/.537	5-23/12-22	.217/.545	15-19/6-13	.789/.462	36/34	+2	11/15	15/15	3/5	6/7	13/18
STANFORD	34/32	44/35	78-67	+11	25-52/27-64	.481/.422	8-17/8-25	.471/.320	20-26/5-9	.769/.556	33/33	-	13/12	11/12	4/3	6/3	12/22
CALIFORNIA	27/30	33/47	60-77	(17)	23-60/32-65	.383/.492	5-18/6-14	.278/.429	9-15/7-9	.600/.778	33/40	(7)	8/14	14/10	3/5	1/6	17/17
Arizona State	37/35	30/23	67-58	+9	25-47/21-41	.532/.512	8-19/6-14	.421/.429	9-13/10-14	.692/.714	21/27	(6)	17/15	8/16	4/3	7/4	17/18
Arizona	34/22	25/35	59-57	+2	24-53/19-46	.453/.413	6-15/7-17	.400/.412	5-10/12-20	.500/.600	30/31	(1)	15/12	13/15	4/5	8/5	18/1
USC	30/28	35/34	65-62	+3	20-44/25-61	.455/.410	6-16/2-13	.375/.154	19-24/10-12	.792/.833	34/27	+7	9/5	19/9	2/0	5/5	15/19
UCLA	24/37	51/31	75-68	+7	20-57/27-61	.351/.443	7-20/4-13	.350/.308	28-32/10-21	.875/.476	37/37	-	9/9	10/12	2/6	4/6	17/24
OREGON STATE	28/23	43/53	71-76	(5)	23-60/24-57	.383/.421	9-30/7-17	.300/.412	16-24/21-30	.667/.700	44/32	+12	16/15	23/17	10/0	7/12	26/19
UTAH	36/36	43/32	79-68	+11	28-57/20-48	.491/.417	8-16/9-19	.500/.474	15-17/19-25	.882/.760	33/29	+4	17/13	7/13	4/1	7/4	20/20

Note: Game totals are displayed in the format TEAM/OPPONENT for each category

SEASON BOX SCORE - ALL GAMES

##	Player	GP	GS	Min	Avg	---- TOTAL ----			---- 3-PTS ----			---- REBOUNDS ----														
						FG	FGA	Pct	3FG	FGA	Pct	FT	FTA	Pct	Off	Def	Tot	Avg	PF	FO	A	TO	Blk	Stl	Pts	Avg
34	Joseph, Devoe	16	13	552	34.5	83	183	.454	39	87	.448	46	57	.807	11	50	61	3.8	25	0	44	31	3	24	251	15.7
25	Singler, E.J.	22	22	652	29.6	92	201	.458	28	84	.333	73	82	.890	27	85	112	5.1	55	1	47	42	11	13	285	13.0
03	Sim, Garrett	22	22	706	32.1	86	171	.503	43	94	.457	49	57	.860	8	49	57	2.6	24	0	59	39	6	24	264	12.0
05	Ashaolu, Olu	22	8	435	19.8	66	125	.528	1	9	.111	42	77	.545	36	68	104	4.7	70	3	10	42	10	10	175	8.0
55	Woods, Tony	22	18	403	18.3	52	100	.520	0	0	.000	43	72	.597	34	52	86	3.9	49	1	17	31	36	7	147	6.7
23	Jacob, Jeremy	22	11	346	15.7	46	111	.414	0	0	.000	14	24	.583	21	51	72	3.3	40	0	7	20	1	3	106	4.8
33	Emory, Carlos	22	0	306	13.9	27	75	.360	11	40	.275	34	48	.708	23	46	69	3.1	29	0	14	26	6	9	99	4.5
10	Loyd, Johnathan	22	11	446	20.3	24	73	.329	11	34	.324	28	42	.667	2	36	38	1.7	45	1	71	35	0	24	87	4.0
31	Nared, Tyrone	16	3	313	19.6	22	48	.458	6	21	.286	13	20	.650	21	41	62	3.9	27	1	13	15	11	11	63	3.9
12	Kingma, Brett	16	0	159	9.9	16	56	.286	10	38	.263	1	3	.333	7	8	15	0.9	9	0	7	4	0	5	43	2.7
04	Lucenti, Nicholas	3	0	10	3.3	0	2	.000	0	1	.000	0	0	.000	1	0	1	0.3	1	0	1	0	0	0	0	0.0
TM	TEAM														34	33	67	3.2	0		3				0	
Total		22				518	1160	.447	151	418	.361	348	496	.702	225	526	751	34.1	382	7	296	302	84	132	1535	69.8
Opponents		22				538	1261	.427	136	392	.347	253	378	.669	243	486	729	33.1	443	-	268	282	71	140	1465	66.6

SCORE BY PERIODS:

	1st	2nd	Total
Oregon	714	821	1535
Opponents	672	793	1465

DEADBALL REBOUNDS:

	OFF	DEF	TOTAL
Oregon	62	13	75
Opponents	66	17	83

SEASON BOX SCORE - PAC-12 CONFERENCE GAMES

##	Player	GP	GS	Min	Avg	---- TOTAL ----			---- 3-PTS ----			---- REBOUNDS ----														
						FG	FGA	Pct	3FG	FGA	Pct	FT	FTA	Pct	Off	Def	Tot	Avg	PF	FO	A	TO	Blk	Stl	Pts	Avg
34	Joseph, Devoe	10	10	363	36.3	54	122	.443	26	54	.481	31	38	.816	9	32	41	4.1	20	0	28	20	1	14	165	16.5
25	Singler, E.J.	10	10	309	30.9	45	97	.464	14	45	.311	35	40	.875	11	44	55	5.5	23	1	27	26	1	5	139	13.9
03	Sim, Garrett	10	10	338	33.8	37	83	.446	21	48	.438	15	18	.833	3	17	20	2.0	14	0	26	20	2	10	110	11.0
05	Ashaolu, Olu	10	2	188	18.8	34	64	.531	1	3	.333	21	39	.538	18	33	51	5.1	31	1	4	20	6	2	90	9.0
55	Woods, Tony	10	8	194	19.4	24	44	.545	0	0	.000	13	19	.684	19	20	39	3.9	19	0	6	11	21	2	61	6.1
33	Emory, Carlos	10	0	101	10.1	13	28	.464	2	14	.143	20	24	.833	11	17	28	2.8	18	0	6	8	2	4	48	4.8
23	Jacob, Jeremy	10	8	154	15.4	21	54	.389	0	0	.000	0	3	.000	14	16	30	3.0	16	0	2	6	1	0	42	4.2
12	Kingma, Brett	4	0	37	9.3	5	12	.417	4	7	.571	0	0	.000	3	0	3	0.8	5	0	2	0	0	3	14	3.5
31	Nared, Tyrone	8	0	157	19.6	6	22	.273	2	11	.182	6	11	.545	12	18	30	3.8	11	0	6	11	3	8	20	2.5
10	Loyd, Johnathan	10	2	157	15.7	3	15	.200	1	8	.125	10	13	.769	1	8	9	0.9	20	1	28	12	0	6	17	1.7
04	Lucenti, Nicholas	1	0	2	2.0	0	0	.000	0	0	.000	0	0	.000	0	0	0	0.0	0	0	0	0	0	0	0	0.0
TM	TEAM														18	11	29	3.2	0		3				0	
Total		10				242	541	.447	71	190	.374	151	205	.737	119	216	335	33.5	177	3	135	137	37	54	706	70.6
Opponents		10				250	554	.451	70	175	.400	114	173	.659	105	207	312	31.2	194	-	128	129	30	60	684	68.4

SCORE BY PERIODS:

	1st	2nd	Total
Oregon	334	372	706
Opponents	318	366	684

DEADBALL REBOUNDS:

	OFF	DEF	TOTAL
Oregon	23	6	29
Opponents	36	4	40

GAME-BY-GAME (POINTS - REBOUNDS - ASSISTS)

Opponent	Date	Score	WL	03 SIM	04 LUCENTI	05 ASHAOLU	10 LOYD	12 KINGMA	23 JACOB	25 SINGLER	31 NARED	33 EMORY	34 JOSEPH	55 WOODS
at Vanderbilt	11-11-11	64-78	L	5-6-4	DNP	6-3-0	2-5-8	10-0-0	5-1-0	10-6-1	2-2-0	5-4-0	DNP	12-4-1
E. WASHINGTON	11-17-11	73-65	W	17-4-4	DNP	9-4-0	9-1-3	3-0-1	3-7-0	6-3-0	15-7-2	0-2-0	DNP	6-3-2
SE MISSOURI ST.	11-20-11	86-61	W	14-3-5	0-1-1	6-2-0	8-1-4	8-4-1	10-7-1	21-7-2	6-1-1	5-3-0	DNP	8-3-0
at Nebraska	11-23-11	83-76	W	20-1-2	DNP	12-3-2	7-1-3	0-1-0	10-2-1	14-4-2	9-9-1	1-4-0	DNP	7-3-2
UTEP	11-29-11	64-59	W	2-3-3	DNP	13-5-0	24-1-2	0-2-1	5-1-0	9-1-5	2-2-1	5-2-0	DNP	4-6-2
vs BYU	12-03-11	65-79	L	16-3-7	DNP	6-9-1	3-4-3	3-0-0	2-5-0	11-7-3	0-3-0	11-3-1	DNP	13-6-0
FRESNO ST.	12-10-11	74-70	W	17-2-1	DNP	4-4-0	1-2-6	0-1-0	6-2-1	14-3-2	6-5-1	3-6-0	18-0-4	5-4-1
PORTLAND ST.	12-12-11	79-70	W	13-1-0	DNP	7-5-1	0-2-4	0-0-0	8-3-0	19-7-2	3-3-1	9-3-3	13-4-6	7-5-1
VIRGINIA	12-18-11	54-67	L	9-5-1	DNP	2-1-1	1-4-4	2-0-1	8-3-0	4-4-0	DNP	3-3-2	16-2-1	9-3-1
N.C. CENTRAL	12-20-11	58-45	W	13-1-2	0-0-0	8-9-0	0-1-4	3-0-1	0-3-0	13-5-2	DNP	4-4-1	10-4-0	7-5-0
PRAIRIE VIEW A&M	12-21-11	74-66	W	20-6-3	DNP	3-2-0	6-4-2	0-4-0	5-7-2	13-6-1	DNP	5-5-0	19-2-2	3-1-1
STEPHEN F. AUSTIN	12-22-11	55-45	W	8-2-1	DNP	9-6-1	9-3-0	0-0-0	2-1-0	12-4-0	DNP	0-2-1	10-8-3	5-4-0
at Washington St.	12-29-11	92-75	W	12-2-2	0-0-0	23-10-0	4-1-4	9-0-2	2-2-0	13-8-4	DNP	8-4-1	17-1-7	4-2-0
at Washington	12-31-11	60-76	L	13-1-3	DNP	6-12-0	2-1-2	0-1-0	8-1-0	20-9-2	DNP	5-2-0	4-3-3	2-5-1
STANFORD	01-05-12	78-67	W	9-2-4	DNP	7-1-0	2-2-3	DNP	4-1-0	13-4-2	5-5-1	0-2-1	30-7-0	8-5-2
CALIFORNIA	01-08-12	60-77	L	5-0-4	DNP	10-5-0	1-1-2	0-1-0	4-6-0	12-6-1	3-1-0	4-0-1	14-6-0	7-5-0
at Arizona St.	01-12-12	67-58	W	10-1-2	DNP	7-4-0	3-1-6	DNP	6-1-0	11-5-5	3-4-0	0-0-0	15-2-4	12-1-0
at Arizona	01-14-12	59-57	W	12-3-3	DNP	13-4-0	0-0-1	DNP	2-5-0	12-4-7	3-2-1	0-0-0	13-3-3	4-4-0
USC	01-19-12	65-62	W	20-2-1	DNP	11-5-1	0-0-3	DNP	0-4-0	4-2-0	3-6-1	4-4-1	16-4-2	7-4-0
UCLA	01-21-12	75-68	W	16-0-0	DNP	1-1-0	5-2-0	DNP	6-6-1	26-7-1	3-8-2	2-1-2	10-3-2	6-5-1
OREGON ST.	01-29-12	71-76	L	5-8-2	DNP	4-4-1	0-1-4	DNP	4-2-1	16-4-3	0-1-0	11-10-0	26-7-3	5-3-2
at Utah	02-02-12	79-68	W	8-1-5	DNP	8-5-2	0-0-3	5-1-0	6-2-0	12-6-2	0-3-1	14-5-0	20-5-4	6-5-0

OREGON POINTS SCORED (SPECIALTY STATISTICS)

OPPONENT	T/O	2ND CHANCE	PAINT	FASTBREAK	BENCH	TIES	LEADS	W/L	SCORE	LEADS OVERCOME
at Vanderbilt	10	9	30	8	24	1	2	L	64-78	lost, led by 6: 1st-12:18
EASTERN WASHINGTON	18	12	24	6	30	2	4	W	73-65	trailed by 9: 2nd-18:50
SE MISSOURI ST	29	11	26	2	29	0	2	W	86-61	trailed by 4: 1st-19:19
at Nebraska	19	10	18	0	23	5	4	W	83-76	trailed by 7: 1st-13:56
UTEP	12	7	22	10	22	2	4	W	64-59	trailed by 4: 1st-18:45
vs. BYU	9	8	22	0	16	0	0	L	65-79	lost, led by 8: 1st-17:23
FRESNO ST	9	5	18	0	33	3	5	W	74-70	trailed by 4: 1st-05:05
PORTLAND ST	20	15	28	6	33	2	2	W	79-70	trailed by 4: 1st-11:01
VIRGINIA	7	8	32	2	29	2	2	L	54-67	lost, led by 6: 1st-08:37
N.C. CENTRAL	20	10	20	6	15	1	3	W	58-45	trailed by 3: 1st-03:15
PRAIRIE VIEW A&M	17	13	16	14	14	3	6	W	74-66	trailed by 3: 1st-13:45
STEPHEN F. AUSTIN	16	10	18	2	11	1	4	W	55-45	trailed by 5: 1st-09:40
at Washington State	11	10	44	4	42	0	0	W	92-75	never trailed
at Washington	9	16	20	5	15	1	1	L	60-76	lost, led by 3: 1st-17:13
STANFORD	8	21	28	8	14	1	4	W	78-67	trailed by 5: 1st-15:49
CALIFORNIA	11	13	20	6	18	1	2	L	60-77	lost, led by 5: 1st-15:54
at Arizona State	21	4	24	4	13	2	2	W	67-58	trailed by 4: 2nd-17:15
at Arizona	14	6	20	6	16	2	2	W	59-57	trailed by 2: 1st-19:48
USC	5	15	20	2	18	1	1	W	65-62	trailed by 6: 1st-05:34
UCLA	12	11	20	0	11	2	1	W	75-68	trailed by 15: 1st-02:44
Oregon State	17	20	20	10	15	0	1	L	71-76	lost, led by 10: 1st-06:22
at Utah	21	4	30	12	25	2	6	W	79-68	trailed by 8: 2nd-14:36
Totals	315	238	520	113	466	34	58			
Average/Game	14.3	10.8	23.6	5.1	21.2	1.5	2.6			
Opponent	331	239	587	122	382	46	55			
Average/Game	15.0	10.9	26.7	5.5	17.4	2.1	2.5			

GAME-BY-GAME LEADERS

Opponent	DATE	SCORE	WL	POINTS	REBOUNDS	ASSISTS	STEALS	BLOCKED SHOTS
at Vanderbilt	11-11-11	64-78	L	12-Woods, Tony	6-Sim; Singler	8-Loyd, Johnathan	2-Loyd, Johnathan	2-Emory, Carlos
E. WASHINGTON	11-17-11	73-65	W	17-Sim, Garrett	7-Nared; Jacob	4-Sim, Garrett	4-Singler, E.J.	2-Singler, E.J.
SE MISSOURI ST.	11-20-11	86-61	W	21-Singler, E.J.	7-Jacob; Singler	5-Sim, Garrett	3-Loyd, Johnathan	3-Woods, Tony
at Nebraska	11-23-11	83-76	W	20-Sim, Garrett	9-Nared, Tyrone	3-Loyd, Johnathan	3-Emory, Carlos	1-Singler; Woods; Nared
UTEP	11-29-11	64-59	W	24-Loyd, Johnathan	6-Woods, Tony	5-Singler, E.J.	3-Ashaolu, Olu	2-Woods; Singler; Sim
vs BYU	12-03-11	65-79	L	16-Sim, Garrett	9-Ashaolu, Olu	7-Sim, Garrett	1-Nared, Tyrone	1-Ashaolu; Emory
FRESNO ST.	12-10-11	74-70	W	18-Joseph, Devoe	6-Emory, Carlos	6-Loyd, Johnathan	2-Joseph, Devoe	3-Nared, Tyrone
PORTLAND ST.	12-12-11	79-70	W	19-Singler, E.J.	7-Singler, E.J.	6-Joseph, Devoe	3-Loyd, Johnathan	5-Woods, Tony
VIRGINIA	12-18-11	54-67	L	16-Joseph, Devoe	5-Sim, Garrett	4-Loyd, Johnathan	2-Loyd, Johnathan	None
N.C. CENTRAL	12-20-11	58-45	W	13-Singler; Sim	9-Ashaolu, Olu	4-Loyd, Johnathan	3-Loyd, Johnathan	2-Singler, E.J.
PRAIRIE VIEW A&M	12-21-11	74-66	W	20-Sim, Garrett	7-Jacob, Jeremy	3-Sim, Garrett	5-Joseph, Devoe	1-Sim; Joseph
STEPHEN F. AUSTIN	12-22-11	55-45	W	12-Singler, E.J.	8-Joseph, Devoe	3-Joseph, Devoe	2-Ashaolu, Olu	1-Woods; Ashaolu
at Washington St.	12-29-11	92-75	W	23-Ashaolu, Olu	10-Ashaolu, Olu	7-Joseph, Devoe	1-Joseph; Loyd	1-Ashaolu, Olu
at Washington	12-31-11	60-76	L	20-Singler, E.J.	12-Ashaolu, Olu	3-Sim; Joseph	2-Sim; Kingma	3-Woods, Tony
STANFORD	01-05-12	78-67	W	30-Joseph, Devoe	7-Joseph, Devoe	4-Sim, Garrett	2-Sim; Nared	3-Woods, Tony
CALIFORNIA	01-08-12	60-77	L	14-Joseph, Devoe	6-Jacob; Joseph; Singler	4-Sim, Garrett	1-Emory, Carlos	2-Woods, Tony
at Arizona State	01-12-12	67-58	W	15-Joseph, Devoe	5-Singler, E.J.	6-Loyd, Johnathan	4-Joseph, Devoe	3-Woods, Tony
at Arizona	01-14-12	59-57	W	13-Ashaolu; Joseph	5-Jacob, Jeremy	7-Singler, E.J.	2-Ashaolu; Joseph	3-Woods, Tony
USC	01-19-12	65-62	W	20-Sim, Garrett	6-Nared, Tyrone	3-Loyd, Johnathan	2-Sim, Garrett	1-Woods; Joseph
UCLA	01-21-12	75-68	W	26-Singler, E.J.	8-Nared, Tyrone	2-Nared; Joseph; Emory	1-Nared; Joseph, Loyd, Singler	2-Woods, Tony
OREGON STATE	01-29-12	71-76	L	26-Joseph, Devoe	10-Emory, Carlos	4-Loyd, Johnathan	2-Woods; Emory	4-Woods, Tony
at Utah	02-02-12	79-68	W	20-Joseph, Devoe	6-Singler, E.J.	5-Sim, Garrett	2-Nared; Joseph	2-Ashaolu, Olu
Breakdown				6 different leaders	9 different leaders	6 different leaders	9 different leaders	7 different leaders

OREGON TEAM STATISTICS - ALL GAMES / PAC-12 CONFERENCE ONLY

<i>All Games</i>	ORE	OPP	<i>Pac-12 Conference Only</i>	ORE	OPP
SCORING	1535	1465	SCORING	706	684
Points per game	69.8	66.6	Points per game	70.6	68.4
Scoring margin	+3.2	-	Scoring margin	+2.2	-
FIELD GOALS-ATT	518-1160	538-1261	FIELD GOALS-ATT	242-541	250-554
Field goal pct	.447	.427	Field goal pct	.447	.451
3 POINT FG-ATT	151-418	136-392	3 POINT FG-ATT	71-190	70-175
3-point FG pct	.361	.347	3-point FG pct	.374	.400
3-pt FG made per game	6.9	6.2	3-pt FG made per game	7.1	7.0
FREE THROWS-ATT	348-496	253-378	FREE THROWS-ATT	151-205	114-173
Free throw pct	.702	.669	Free throw pct	.737	.659
F-Throws made per game	15.8	11.5	F-Throws made per game	15.1	11.4
REBOUNDS	751	729	REBOUNDS	335	312
Rebounds per game	34.1	33.1	Rebounds per game	33.5	31.2
Rebounding margin	+1.0	-	Rebounding margin	+2.3	-
ASSISTS	296	268	ASSISTS	135	128
Assists per game	13.5	12.2	Assists per game	13.5	12.8
TURNOVERS	302	282	TURNOVERS	137	129
Turnovers per game	13.7	12.8	Turnovers per game	13.7	12.9
Turnover margin	-0.9	-	Turnover margin	-0.8	-
Assist/turnover ratio	1.0	1.0	Assist/turnover ratio	1.0	1.0
STEALS	132	140	STEALS	54	60
Steals per game	6.0	6.4	Steals per game	5.4	6.0
BLOCKS	84	71	BLOCKS	37	30
Blocks per game	3.8	3.2	Blocks per game	3.7	3.0
WINNING STREAK	1	-	WINNING STREAK	1	-
Home win streak	0	-	Home win streak	0	-
ATTENDANCE	101430	85714	ATTENDANCE	44347	47672
Home games-Avg/Game	14-7245	7-10410	Home games-Avg/Game	5-8869	5-9534
Neutral site-Avg/Game	-	1-12845	Neutral site-Avg/Game	-	0-0

OREGON / OPPONENT TEAM HIGHS AND LOWS

OREGON - GAME HIGHS

POINTS	92	at Washington State (12-29-11)
	86	SE MISSOURI STATE (11-20-11)
	83	at Nebraska (11-23-11)
	79	at UTAH (02-02-12)
	79	PORTLAND STATE (12-12-11)
FIELD GOALS MADE	34	at Washington State (12-29-11)
	30	SE MISSOURI STATE (11-20-11)
FIELD GOAL ATTEMPTS	62	at Washington (12-31-11)
	62	SE MISSOURI STATE (11-20-11)
FIELD GOAL PERCENTAGE	.694 (34-49)	at Washington State (12-29-11)
	.563 (27-48)	FRESNO STATE (12-10-11)
3 PT FIELD GOALS MADE	10	PRAIRIE VIEW A&M (12-21-11)
	9	OREGON STATE (01-29-12)
	9	at Washington State (12-29-11)
	9	vs BYU (12-03-11)
3 PT FG ATTEMPTS	30	OREGON STATE (01-29-12)
	23	at Washington (12-31-11)
3 PT FG PERCENTAGE	.563 (9-16)	at Washington State (12-29-11)
	.500 (8-16)	at UTAH (02-02-12)
FREE THROWS MADE	28	UCLA (01-21-12)
	28	EASTERN WASHINGTON (11-17-11)
FREE THROW ATTEMPTS	44	EASTERN WASHINGTON (11-17-11)
	32	UCLA (01-21-12)
	32	at Nebraska (11-23-11)
FREE THROW PERCENTAGE	.909 (20-22)	N. CAROLINA CENTRAL (12-20-11)
REBOUNDS	44	OREGON STATE (01-29-12)
ASSISTS	20	at Washington State (12-29-11)
STEALS	12	SE MISSOURI STATE (11-20-11)
BLOCKED SHOTS	10	OREGON STATE (01-29-12)
TURNOVERS	23	OREGON STATE (01-29-12)
FOULS	26	OREGON STATE (01-29-12)

OREGON - GAME LOWS

POINTS	54	VIRGINIA (12-18-11)
	55	STEPHEN F. AUSTIN (12-22-11)
	58	N. CAROLINA CENTRAL (12-20-11)
	59	at Arizona (01-14-12)
	60	at Washington (12-31-11)
	60	CALIFORNIA (01-08-12)
FIELD GOALS MADE	16	N. CAROLINA CENTRAL (12-20-11)
	18	STEPHEN F. AUSTIN (12-22-11)
FIELD GOAL ATTEMPTS	43	STEPHEN F. AUSTIN (12-22-11)
	44	EASTERN WASHINGTON (11-17-11)
	44	USC (01-19-12)
FIELD GOAL PERCENTAGE	.323 (20-62)	at Washington (12-31-11)
	.327 (16-49)	N. CAROLINA CENTRAL (12-20-11)
3 PT FIELD GOALS MADE	3	VIRGINIA (12-18-11)
	5	EASTERN WASHINGTON (11-17-11)
	5	STEPHEN F. AUSTIN (12-22-11)
	5	at Washington (12-31-11)
	5	CALIFORNIA (01-08-12)
3 PT FG ATTEMPTS	15	VIRGINIA (12-18-11)
	15	at Arizona (01-14-12)
3 PT FG PERCENTAGE	.200 (3-15)	VIRGINIA (12-18-11)
FREE THROWS MADE	5	VIRGINIA (12-18-11)
	5	at Arizona (01-14-12)
	5	at Arizona (01-14-12)
FREE THROW ATTEMPTS	10	at Arizona (01-14-12)
FREE THROW PERCENTAGE	.353 (6-17)	at Vanderbilt (11-11-11)
REBOUNDS	21	at Arizona State (01-12-12)
ASSISTS	6	STEPHEN F. AUSTIN (12-22-11)
STEALS	1	vs BYU (12-03-11)
	1	CALIFORNIA (01-08-12)
BLOCKED SHOTS	0	VIRGINIA (12-18-11)
TURNOVERS	6	VIRGINIA (12-18-11)
FOULS	10	N. CAROLINA CENTRAL (12-20-11)

OPPONENT - GAME HIGHS

POINTS	79	vs BYU (12-03-11)
	78	at Vanderbilt (11-11-11)
	77	CALIFORNIA (01-08-12)
	76	OREGON STATE (01-29-12)
	76	at Washington (12-31-11)
	76	at Nebraska (11-23-11)
FIELD GOALS MADE	32	CALIFORNIA (01-08-12)
	29	at Washington (12-31-11)
FIELD GOAL ATTEMPTS	71	vs BYU (12-03-11)
	67	EASTERN WASHINGTON (11-17-11)
FIELD GOAL PERCENTAGE	.537 (29-54)	at Washington (12-31-11)
	.512 (21-41)	at Arizona State (01-12-12)
3 PT FIELD GOALS MADE	12	at Washington (12-31-11)
	10	vs BYU (12-03-11)
3 PT FG ATTEMPTS	28	at Vanderbilt (11-11-11)
	27	EASTERN WASHINGTON (11-17-11)
3 PT FG PERCENTAGE	.545 (12-22)	at Washington (12-31-11)
	.474 (9-19)	at UTAH (02-02-12)
FREE THROWS MADE	21	OREGON STATE (01-29-12)
	21	at Nebraska (11-23-11)
FREE THROW ATTEMPTS	30	OREGON STATE (01-29-12)
	27	at Vanderbilt (11-11-11)
FREE THROW PERCENTAGE	.850 (17-20)	PORTLAND STATE (12-12-11)
	.846 (11-13)	VIRGINIA (12-18-11)
REBOUNDS	45	vs BYU (12-03-11)
	41	at Vanderbilt (11-11-11)
ASSISTS	18	at Washington State (12-29-11)
	18	vs BYU (12-03-11)
STEALS	13	EASTERN WASHINGTON (11-17-11)
	12	OREGON STATE (01-29-12)
BLOCKED SHOTS	7	N. CAROLINA CENTRAL (12-20-11)
	6	UCLA (01-21-12)
	6	at Vanderbilt (11-11-11)
TURNOVERS	19	SE MISSOURI STATE (11-20-11)
FOULS	31	EASTERN WASHINGTON (11-17-11)

OPPONENT - GAME LOWS

POINTS	45	N. CAROLINA CENTRAL (12-20-11)
	45	STEPHEN F. AUSTIN (12-22-11)
	57	at Arizona (01-14-12)
	58	at Arizona State (01-12-12)
	59	UTEP (11-29-11)
FIELD GOALS MADE	18	N. CAROLINA CENTRAL (12-20-11)
	19	STEPHEN F. AUSTIN (12-22-11)
	19	at Arizona (01-14-12)
FIELD GOAL ATTEMPTS	41	at Arizona State (01-12-12)
	46	at Arizona (01-14-12)
FIELD GOAL PERCENTAGE	.295 (18-61)	N. CAROLINA CENTRAL (12-20-11)
	.328 (22-67)	EASTERN WASHINGTON (11-17-11)
3 PT FIELD GOALS MADE	1	UTEP (11-29-11)
	1	STEPHEN F. AUSTIN (12-22-11)
3 PT FG ATTEMPTS	6	UTEP (11-29-11)
	12	SE MISSOURI STATE (11-20-11)
	12	STEPHEN F. AUSTIN (12-22-11)
3 PT FG PERCENTAGE	.083 (1-12)	STEPHEN F. AUSTIN (12-22-11)
	.154 (2-13)	USC (01-19-12)
FREE THROWS MADE	5	N. CAROLINA CENTRAL (12-20-11)
	5	STANFORD (01-05-12)
FREE THROW ATTEMPTS	7	N. CAROLINA CENTRAL (12-20-11)
FREE THROW PERCENTAGE	.375 (6-16)	UTEP (11-29-11)
REBOUNDS	22	at Washington State (12-29-11)
ASSISTS	5	USC (01-19-12)
STEALS	2	PORTLAND STATE (12-12-11)
	2	VIRGINIA (12-18-11)
BLOCKED SHOTS	0	VIRGINIA (12-18-11)
	0	USC (01-19-12)
	0	OREGON STATE (01-29-12)
TURNOVERS	8	at Vanderbilt (11-11-11)
	8	VIRGINIA (12-18-11)
FOULS	15	UTEP (11-29-11)
	15	at Arizona (01-14-12)

INDIVIDUAL GAME HIGHS | CATEGORY LEADERS

OREGON - INDIVIDUAL GAME HIGHS

Points	30	Joseph, Devoe vs Stanford (01-05-12)
	26	Joseph, Devoe vs Oregon State (01-29-12)
	26	Singler, E.J. vs UCLA (01-21-12)
	24	Loyd, Johnathan vs UTEP (11-29-11)
	23	Ashaolu, Olu at Washington State (12-29-11)
Field Goals Made	9	Joseph, Devoe vs Stanford (01-05-12)
	9	Ashaolu, Olu at Washington State (12-29-11)
Field Goal Att.	16	Joseph, Devoe vs Oregon State (01-29-12)
	16	Singler, E.J. at Washington (12-31-11)
FG Pct (min 5 made)	1.000 (5-5)	Sim, Garrett vs Fresno State (12-10-11)
	.833 (5-6)	Ashaolu, Olu vs USC (01-19-12)
3-Point FG Made	6	Loyd, Johnathan vs UTEP (11-29-11)
	5	Joseph, Devoe vs Oregon State (01-29-12)
	5	Joseph, Devoe vs Stanford (01-05-12)
3-Point FG Att.	9	Joseph, Devoe vs Oregon State (01-29-12)
	9	Joseph, Devoe vs Fresno State (12-10-11)
3-Pt FG Pct (min 2 made)	1.000 (3-3)	Sim, Garrett vs Fresno State (12-10-11)
	1.000 (2-2)	Singler, E.J. vs SE Missouri State (11-20-11)
	1.000 (2-2)	Sim, Garrett vs SE Missouri State (11-20-11)
	1.000 (2-2)	Nared, Tyrone vs Eastern Washington (11-17-11)
	1.000 (2-2)	Singler, E.J. at Vanderbilt (11-11-11)
Free Throws Made	16	Singler, E.J. vs UCLA (01-21-12)
	8	Sim, Garrett at Nebraska (11-23-11)
Free Throw Att.	17	Singler, E.J. vs UCLA (01-21-12)
	12	Ashaolu, Olu at Washington State (12-29-11)
FT Pct (min 6 made)	1.000 (8-8)	Sim, Garrett at Nebraska (11-23-11)
	1.000 (6-6)	Sim, Garrett vs USC (01-19-12)
	1.000 (6-6)	Joseph, Devoe vs USC (01-19-12)
	1.000 (6-6)	Joseph, Devoe vs Portland State (12-12-11)
	1.000 (6-6)	Jacob, Jeremy vs SE Missouri State (11-20-11)
Rebounds	12	Ashaolu, Olu at Washington (12-31-11)
	10	Emory, Carlos vs Oregon State (01-29-12)
	10	Ashaolu, Olu at Washington State (12-29-11)
Assists	8	Loyd, Johnathan at Vanderbilt (11-11-11)
	7	Singler, E.J. at Arizona (01-14-12)
	7	Joseph, Devoe at Washington State (12-29-11)
	7	Sim, Garrett vs BYU (12-03-11)
Steals	5	Joseph, Devoe vs Prairie View A&M (12-21-11)
	4	Joseph, Devoe at Arizona State (01-12-12)
	4	Singler, E.J. vs Eastern Washington (11-17-11)
Blocked Shots	5	Woods, Tony vs Portland State (12-12-11)
	4	Woods, Tony vs Oregon State (01-29-12)
Turnovers	6	Ashaolu, Olu vs Eastern Washington (11-17-11)
	6	Other at Vanderbilt (11-11-11)
Fouls	5	Loyd, Johnathan at UTAH (02-02-12)
	5	Singler, E.J. vs USC (01-19-12)
	5	Ashaolu, Olu at Arizona (01-14-12)
	5	Woods, Tony vs Prairie View A&M (12-21-11)
	5	Ashaolu, Olu at Nebraska (11-23-11)
	5	Ashaolu, Olu vs SE Missouri State (11-20-11)
	5	Nared, Tyrone vs SE Missouri State (11-20-11)

SCORING AVERAGE	G	Pts	Pts/G
Joseph, Devoe	15	231	15.4
Singler, E.J.	21	273	13.0
Sim, Garrett	21	256	12.2
Ashaolu, Olu	21	167	8.0
Woods, Tony	21	141	6.7
Jacob, Jeremy	21	100	4.8
Nared, Tyrone	15	63	4.2
Loyd, Johnathan	21	87	4.1
Emory, Carlos	21	85	4.0
Kingma, Brett	15	38	2.5
Lucenti, Nicholas	3	0	0.0

REBOUNDING AVERAGE	G	Reb	Reb/G
Singler, E.J.	22	112	5.1
Ashaolu, Olu	22	104	4.7
Woods, Tony	22	86	3.9
Nared, Tyrone	16	62	3.9
Joseph, Devoe	16	61	3.8

OFFENSIVE REBOUNDS	G	No.	Avg/G
Ashaolu, Olu	22	36	1.6
Woods, Tony	22	34	1.5
Singler, E.J.	22	27	1.2
Emory, Carlos	22	23	1.0
Jacob, Jeremy	22	21	1.0

DEFENSIVE REBOUNDS	G	No.	Avg/G
Singler, E.J.	22	85	3.9
Ashaolu, Olu	22	68	3.1
Woods, Tony	22	52	2.4
Jacob, Jeremy	22	51	2.3
Joseph, Devoe	16	50	3.1

ASSISTS	G	No.	A/G
Loyd, Johnathan	22	71	3.2
Sim, Garrett	22	59	2.7
Singler, E.J.	22	47	2.1
Joseph, Devoe	16	44	2.8
Woods, Tony	22	17	0.8

STEALS	G	No.	S/G
Loyd, Johnathan	22	24	1.1
Sim, Garrett	22	24	1.1
Joseph, Devoe	16	24	1.5
Singler, E.J.	22	13	0.6
Nared, Tyrone	16	11	0.7

BLOCKED SHOTS	G	No.	Blk/G
Woods, Tony	22	36	1.6
Nared, Tyrone	16	11	0.7
Singler, E.J.	22	11	0.5
Ashaolu, Olu	22	10	0.5
Emory, Carlos	22	6	0.3

MINUTES	G	No.	Min/G
Sim, Garrett	22	706	32.1
Singler, E.J.	22	652	29.6
Joseph, Devoe	16	552	34.5
Loyd, Johnathan	22	446	20.3
Ashaolu, Olu	22	435	19.8

TURNOVERS	G	No.	Per/G
Singler, E.J.	22	42	1.9
Ashaolu, Olu	22	42	1.9
Sim, Garrett	22	39	1.8
Loyd, Johnathan	22	35	1.6
Joseph, Devoe	16	31	1.9
Woods, Tony	22	31	1.4

FOUL OUTS	G	No.
Ashaolu, Olu	22	3
Singler, E.J.	22	1
Woods, Tony	22	1
Loyd, Johnathan	22	1
Nared, Tyrone	16	1

INDIVIDUAL GAME HIGHS | CATEGORY LEADERS

OPPONENT INDIVIDUAL GAME HIGHS

Points	27	Cunningham, Jared vs Oregon State (01-29-12)
	26	Crabbe, Allen vs California (01-08-12)
	24	Wilcox, C.J. at Washington (12-31-11)
	24	JENKINS, John at Vanderbilt (11-11-11)
	23	Lockett, Trent at Arizona State (01-12-12)
	23	HARTSOCK, Noah vs BYU (12-03-11)
Field Goals Made	9	Jones, Maurice vs USC (01-19-12)
	9	Crabbe, Allen vs California (01-08-12)
Field Goal Att.	23	Jones, Maurice vs USC (01-19-12)
	21	WILLIS,Ray vs N. Carolina Central (12-20-11)
FG Pct (min 5 made)	.778 (7-9)	Wear, Travis vs UCLA (01-21-12)
	.778 (7-9)	Lacy, DaVonte at Washington State (12-29-11)
3-Point FG Made	7	JENKINS, John at Vanderbilt (11-11-11)
	6	Crabbe, Allen vs California (01-08-12)
	6	Wilcox, C.J. at Washington (12-31-11)
3-Point FG Att.	16	JENKINS, John at Vanderbilt (11-11-11)
	9	Hines, Chris at UTAH (02-02-12)
	9	GESIAKOWSKI,Ryan vs Prairie View A&M (12-21-11)
	9	Talley, Dylan at Nebraska (11-23-11)
3-Pt FG Pct (min 2 made)	1.000 (3-3)	Hill, Solomon at Arizona (01-14-12)
	1.000 (3-3)	Gaddy, Abdul at Washington (12-31-11)
	1.000 (2-2)	HICKERT, Jordan vs Eastern Washington (11-17-11)
Free Throws Made	12	Cunningham, Jared vs Oregon State (01-29-12)
	8	Storey, Kareem at UTAH (02-02-12)
	8	TAPSCOTT, Chehales vs Portland State (12-12-11)
Free Throw Att.	15	Cunningham, Jared vs Oregon State (01-29-12)
	12	Storey, Kareem at UTAH (02-02-12)
FT Pct (min 3 made)	1.000 (7-7)	Mike Scott vs Virginia (12-18-11)
	1.000 (7-7)	Wills, Jonathan vs Fresno State (12-10-11)
	1.000 (6-6)	Talley, Dylan at Nebraska (11-23-11)
	1.000 (4-4)	Hines, Chris at UTAH (02-02-12)
	1.000 (4-4)	ODUM, Charles vs Portland State (12-12-11)
	1.000 (4-4)	Ubel, Brandon at Nebraska (11-23-11)
Rebounds	13	Mike Scott vs Virginia (12-18-11)
	12	Crabbe, Allen vs California (01-08-12)
	12	ABOUO, Charles vs BYU (12-03-11)
	12	HARTSOCK, Noah vs BYU (12-03-11)
Assists	11	Storey, Kareem at UTAH (02-02-12)
	7	Shepp, Steven vs Fresno State (12-10-11)
Steals	5	TAYLOR, Jeffery at Vanderbilt (11-11-11)
	4	Moreland, Eric vs Oregon State (01-29-12)
	4	WASHBURN, Julian vs UTEP (11-29-11)
Blocked Shots	4	Stover, Anthony vs UCLA (01-21-12)
	4	HARTSOCK, Noah vs BYU (12-03-11)
Turnovers	7	Lockett, Trent at Arizona State (01-12-12)
	6	Starks, Ahmad vs Oregon State (01-29-12)
	6	WILLIS,Ray vs N. Carolina Central (12-20-11)
	6	COLIMON, Cliff vs Eastern Washington (11-17-11)
Fouls	5	15 times by 15 different players

FG PERCENTAGE	FG	ATT	Pct
Ashaolu, Olu	66	125	.528
Woods, Tony	52	100	.520
Sim, Garrett	86	171	.503
Nared, Tyrone	22	48	.458
Singler, E.J.	92	201	.458
Joseph, Devoe	83	183	.454
Jacob, Jeremy	46	111	.414
Emory, Carlos	27	75	.360
Loyd, Johnathan	24	73	.329
Kingma, Brett	16	56	.286
Lucenti, Nicholas	0	2	.000
FIELD GOAL ATTEMPTS	G	Att	Att/G
Singler, E.J.	22	201	9.1
Joseph, Devoe	16	183	11.4
Sim, Garrett	22	171	7.8
Ashaolu, Olu	22	125	5.7
Jacob, Jeremy	22	111	5.0
FIELD GOALS MADE	G	Made	Made/G
Singler, E.J.	22	92	4.2
Sim, Garrett	22	86	3.9
Joseph, Devoe	16	83	5.2
Ashaolu, Olu	22	66	3.0
Woods, Tony	22	52	2.4
3-POINT PERCENTAGE	3FG	ATT	Pct
Sim, Garrett	43	94	.457
Joseph, Devoe	39	87	.448
Singler, E.J.	28	84	.333
Loyd, Johnathan	11	34	.324
Nared, Tyrone	6	21	.286
Emory, Carlos	11	40	.275
Kingma, Brett	10	38	.263
Ashaolu, Olu	1	9	.111
3-POINT FG ATTEMPTS	G	Att	Att/G
Sim, Garrett	22	94	4.3
Joseph, Devoe	16	87	5.4
Singler, E.J.	22	84	3.8
Emory, Carlos	22	40	1.8
Kingma, Brett	16	38	2.4
3-POINT FGS MADE	G	Made	Made/G
Sim, Garrett	22	43	2.0
Joseph, Devoe	16	39	2.4
Singler, E.J.	22	28	1.3
Loyd, Johnathan	22	11	0.5
Emory, Carlos	22	11	0.5
FT PERCENTAGE	FT	ATT	Pct
Singler, E.J.	73	82	.890
Sim, Garrett	49	57	.860
Joseph, Devoe	46	57	.807
Emory, Carlos	34	48	.708
Loyd, Johnathan	28	42	.667
Nared, Tyrone	13	20	.650
Woods, Tony	43	72	.597
Jacob, Jeremy	14	24	.583
Ashaolu, Olu	42	77	.545
Kingma, Brett	1	3	.333
FREE THROW ATTEMPTS	G	Att	Att/G
Singler, E.J.	22	82	3.7
Ashaolu, Olu	22	77	3.5
Woods, Tony	22	72	3.3
Joseph, Devoe	16	57	3.6
Sim, Garrett	22	57	2.6
FREE THROWS MADE	G	Made	Made/G
Singler, E.J.	22	73	3.3
Sim, Garrett	22	49	2.2
Joseph, Devoe	16	46	2.9
Woods, Tony	22	43	2.0
Ashaolu, Olu	22	42	1.9

Oregon vs Vanderbilt
11-11-11 9 p.m. at Nashville, Tenn. - Memorial Gym

Oregon 64 • 0-1

#	Player	Total			3-Ptr			Rebounds			PF	TP	A	TO	Blk	Stl	Min
		FG-FGA	FG-FGA	FT-FTA	FG-FGA	FG-FGA	FT-FTA	Off	Def	Tot							
05	Ashaolu, Olu	f	3-7	0-2	0-0	0	3	3	4	6	0	0	0	0	0	26	
25	Singler, E.J.	f	4-6	2-2	0-0	2	4	6	4	10	1	1	1	0	23		
55	Woods, Tony	c	5-7	0-0	2-3	2	2	4	4	12	1	1	1	0	21		
00	Other	g	2-7	1-5	2-3	0	2	2	1	7	1	6	0	0	25		
03	Sim, Garrett	g	2-5	0-2	1-2	2	4	6	1	5	4	2	0	1	29		
10	Loyd, Johnathan	g	1-3	0-0	0-3	0	5	5	3	2	8	3	0	2	22		
12	Kingma, Brett	g	4-8	2-6	0-1	0	0	0	1	10	0	0	0	1	14		
23	Jacob, Jeremy	g	2-2	0-0	1-3	0	1	1	4	5	0	2	0	0	8		
31	Nared, Tyrone	g	1-3	0-1	0-0	1	1	2	2	0	1	1	0	0	18		
33	Emory, Carlos	g	2-5	1-2	0-2	0	4	4	0	5	0	3	2	0	14		
	Team					4	2	6									
	Totals		26-53	6-20	6-17	11	28	39	24	64	15	20	5	4	200		

FG % 1st Half: 11-21 52.4% 2nd half: 15-32 46.9% Game: 26-53 49.1% Deadball Rebound: 2.1
 3FG % 1st Half: 3-7 42.9% 2nd half: 3-13 23.1% Game: 6-20 30.0%
 FT % 1st Half: 4-7 57.1% 2nd half: 2-10 20.0% Game: 6-17 35.3%

Vanderbilt 78 • 1-0

#	Player	Total			3-Ptr			Rebounds			PF	TP	A	TO	Blk	Stl	Min
		FG-FGA	FG-FGA	FT-FTA	FG-FGA	FG-FGA	FT-FTA	Off	Def	Tot							
05	GOULBOURNE, Lance	f	2-3	0-0	1-2	0	4	4	3	5	0	2	2	3	27		
33	TOHENGANG, Steve	f	2-3	0-0	0-0	2	1	3	2	4	0	1	2	0	21		
44	TAYLOR, Jeffery	f	8-16	0-1	5-7	6	5	11	2	21	4	2	1	5	32		
01	TINSLEY, BRAD	g	5-7	2-4	1-2	0	2	2	2	13	3	0	0	0	17		
23	JENKINS, John	g	8-19	7-16	1-2	1	3	4	1	24	2	1	0	2	32		
02	JOHNSON, Kedren	g	1-6	0-2	2-2	0	0	0	3	4	3	0	0	0	17		
11	FULLER, Kyle	g	0-2	0-2	0-0	0	1	1	1	0	2	1	0	0	13		
24	PARKER, Dai-Jan	g	0-3	0-2	0-2	0	1	1	0	0	0	1	0	1	9		
40	HENDerson, Josh	g	1-3	0-0	2-4	1	3	4	2	4	0	0	0	0	11		
45	ODOM, Rod	g	0-4	0-1	3-6	5	3	8	4	3	2	0	1	0	21		
	Team					2	1	3									
	Totals		27-66	9-28	15-27	17	24	41	20	78	16	8	6	11	200		

FG % 1st Half: 12-35 34.3% 2nd half: 15-31 48.4% Game: 27-66 40.9% Deadball Rebound: 5.1
 3FG % 1st Half: 4-15 26.7% 2nd half: 5-13 38.5% Game: 9-28 32.1%
 FT % 1st Half: 7-12 58.3% 2nd half: 8-15 53.3% Game: 15-27 55.6%

Officials: Doug Shows, Lee Cassell, Terry Moore
 Technical fouls: Oregon-None, Vanderbilt-None.
 Attendance: 14316

Score by periods	1st	2nd	Total
Oregon	29	35	64
Vanderbilt	35	43	78

Last FG - ORE 2nd-01:20, VANDY 2nd-02:25.
 Largest lead - ORE by 6 1st-12:18, VANDY by 20 2nd-13:36.

Score tied - 3 times.
 Lead changed - 4 times.

Eastern Washington vs Oregon
11-17-11 7:06 p.m. at Eugene, Ore. - Matthew Knight Arena

Eastern Washington 65 • 1-2

#	Player	Total			3-Ptr			Rebounds			PF	TP	A	TO	Blk	Stl	Min
		FG-FGA	FG-FGA	FT-FTA	FG-FGA	FG-FGA	FT-FTA	Off	Def	Tot							
24	CHIVERTON, Collin	f	3-7	2-4	0-0	1	2	3	5	8	0	0	1	2	15		
42	EDERAINE, Cliff	f	2-7	0-3	1-2	0	7	7	5	5	2	3	0	2	24		
15	GRIFFIN, Laron	c	3-5	0-0	2-4	5	1	6	5	8	0	0	0	1	22		
11	COLIMON, Cliff	g	4-15	1-2	5-6	1	4	5	14	3	6	0	3	32			
22	FORBES, Jeffrey	g	2-9	2-5	1-3	2	3	5	2	7	1	1	0	1	36		
10	KELLY, Parker	g	1-4	0-3	0-0	0	0	0	1	2	0	0	0	2	11		
20	JOHNSON, Tremayne	g	4-14	2-6	2-4	5	2	7	3	12	1	2	1	2	26		
23	WINFORD, Kevin	g	1-3	0-2	0-0	0	0	0	2	2	2	3	0	0	12		
25	HICKERT, Jordan	g	2-3	2-2	1-1	0	2	2	3	7	0	0	0	0	22		
	Team					3	0	3									
	Totals		22-67	9-27	12-20	17	21	38	31	65	9	15	2	13	200		

FG % 1st Half: 14-39 35.9% 2nd half: 8-28 28.6% Game: 22-67 32.8% Deadball Rebound: 5.1
 3FG % 1st Half: 7-15 46.7% 2nd half: 2-12 16.7% Game: 9-27 33.3%
 FT % 1st Half: 4-6 66.7% 2nd half: 8-14 57.1% Game: 12-20 60.0%

Oregon 73 • 1-1

#	Player	Total			3-Ptr			Rebounds			PF	TP	A	TO	Blk	Stl	Min
		FG-FGA	FG-FGA	FT-FTA	FG-FGA	FG-FGA	FT-FTA	Off	Def	Tot							
05	Ashaolu, Olu	f	3-7	0-2	3-6	0	4	4	4	9	0	6	0	0	18		
25	Singler, E.J.	f	2-5	0-3	2-2	1	2	3	4	6	0	1	2	4	31		
55	Woods, Tony	c	2-2	0-0	2-5	1	2	3	1	6	2	3	1	1	18		
00	Other	g	1-4	0-2	3-9	0	2	2	2	5	0	5	0	1	26		
03	Sim, Garrett	g	5-9	2-5	5-5	0	4	4	1	17	4	2	0	2	27		
01	Other	g	0-1	0-0	0-2	0	2	2	1	0	2	1	0	0	6		
10	Loyd, Johnathan	g	2-3	0-1	5-6	0	1	1	1	9	3	2	0	3	21		
12	Kingma, Brett	g	1-3	1-2	0-0	0	0	0	0	3	1	0	0	0	7		
23	Jacob, Jeremy	g	0-3	0-0	3-4	1	6	7	0	3	0	0	0	0	11		
31	Nared, Tyrone	g	4-4	2-2	5-5	3	4	7	2	15	2	0	2	0	25		
33	Emory, Carlos	g	0-3	0-2	0-0	1	1	2	3	0	0	1	0	0	10		
	Team					2	1	3									
	Totals		20-44	5-19	28-44	9	29	38	19	73	14	21	5	11	200		

FG % 1st Half: 10-23 43.5% 2nd half: 10-21 47.6% Game: 20-44 45.5% Deadball Rebound: 9.2
 3FG % 1st Half: 3-10 30.0% 2nd half: 2-9 22.2% Game: 5-19 26.3%
 FT % 1st Half: 11-14 78.6% 2nd half: 17-30 56.7% Game: 28-44 63.6%

Officials: Randy Burkhardt, Verne Harris, Randy McCall
 Technical fouls: Eastern Washington-CHIVERTON, Collin, Oregon-Emory, Carlos.
 Attendance: 6096

Score by periods	1st	2nd	Total
Eastern Washington	39	26	65
Oregon	34	39	73

Last FG - EWU 2nd-00:07, ORE 2nd-05:14.
 Largest lead - EWU by 9 2nd-18:50, ORE by 8 2nd-01:34.

Score tied - 6 times.
 Lead changed - 8 times.

SE Missouri State vs Oregon
11-20-11 2:05 p.m. at Eugene, Ore. - Matthew Knight Arena

SE Missouri State 61 • 1-3

#	Player	Total			3-Ptr			Rebounds			PF	TP	A	TO	Blk	Stl	Min
		FG-FGA	FG-FGA	FT-FTA	FG-FGA	FG-FGA	FT-FTA	Off	Def	Tot							
02	BRISTER, Marcus	f	0-1	0-0	0-0	0	0	0	0	0	0	2	0	0	11		
42	POWELL, Leon	f	0-1	0-0	0-0	2	1	3	5	0	1	1	1	0	11		
33	STONE, Tyler	c	8-14	1-1	3-6	0	5	5	3	20	1	3	2	1	34		
13	NUTT, Lucas	g	1-4	0-2	3-4	0	0	0	2	5	2	3	0	0	21		
23	SMITH, Marland	g	4-10	2-4	2-2	1	2	3	1	12	3	2	1	2	27		
01	JOHNSON, Nino	g	1-1	0-0	2-4	1	3	4	2	4	0	2	0	0	14		
03	NIEMCZYK, Nick	g	3-6	1-4	0-0	0	0	0	0	7	0	0	0	0	14		
04	WILFORD, Corey	g	3-5	1-1	0-0	0	1	1	1	7	2	1	0	1	18		
05	WILKERSON, Telvin	g	0-4	0-0	0-0	0	2	2	1	0	0	2	0	0	15		
11	PORTER, Michael	g	1-1	0-0	0-0	0	1	1	3	2	0	0	0	0	12		
12	NUTT, Logan	g	1-1	0-0	2-2	0	2	2	0	4	4	2	0	0	14		
15	JONES, Waylon	g	0-0	0-0	0-0	0	0	0	2	0	0	1	0	0	5		
40	HOUSE, Zach	g	0-1	0-0	0-0	1	1	2	0	0	0	0	1	0	4		
	Team					2	4	6									
	Totals		22-49	5-12	12-18	7	22	29	20	61	13	19	5	4	200		

FG % 1st Half: 7-24 29.2% 2nd half: 15-25 60.0% Game: 22-49 44.9% Deadball Rebound: 2.2
 3FG % 1st Half: 2-4 50.0% 2nd half: 3-8 37.5% Game: 5-12 41.7%
 FT % 1st Half: 5-7 71.4% 2nd half: 7-11 63.6% Game: 12-18 66.7%

Oregon 86 • 2-1

#	Player	Total			3-Ptr			Rebounds			PF	TP	A	TO	Blk	Stl	Min
		FG-FGA	FG-FGA	FT-FTA	FG-FGA	FG-FGA	FT-FTA	Off	Def	Tot							
25	Singler, E.J.	f	8-10	2-2	3-3	1	6	7	2	21	2	1	1	2	26		
31	Nared, Tyrone	f	3-6	0-2	0-0	0	1	1	5	6	1	0	1	1	20		
55	Woods, Tony	c	3-3	0-0	2-3	2	1	3	1								

UTEP vs Oregon
11-29-11 7 p.m. at Eugene, Ore. - Matthew Knight Arena

UTEP 59 • 1-4

#	Player	Total			3-Ptr			Rebounds			PF	TP	A	TO	Blk	Stl	Min
		FG-FGA	FG-FGA	FT-FTA	FG-FGA	FG-FGA	FT-FTA	Off	Def	Tot							
23	McCULLLEY, Gabriel	f	0-3	0-1	0-1	0	1	1	0	0	2	2	0	2	2	24	
44	MOORE, Malcolm	f	3-6	1-1	2-2	0	2	2	2	2	2	0	2	2	0	27	
21	BOHANNON, John	c	6-9	0-0	1-2	5	4	9	4	13	1	1	2	2	24		
10	WASHBURN, Julian	g	3-10	0-2	0-3	1	1	2	0	6	2	0	1	4	32		
11	STREETER, Jacques	g	2-5	0-0	0-2	1	2	3	2	4	4	4	0	0	30		
05	COOPER, C.J.		0-0	0-0	0-0	0	0	0	0	0	0	0	0	0	0+		
24	PEREZ, Michael		8-12	0-1	2-3	0	2	2	1	18	0	1	1	0	27		
31	LANG, Cedrick		3-4	0-0	1-3	1	4	5	5	7	0	3	0	0	26		
55	CAMPBELL, D'Von		1-4	0-1	0-0	0	2	2	1	2	1	0	0	0	10		
Team						2	3	5									
Totals			26-53	1-6	6-16	10	21	31	15	59	12	13	4	8	200		

FG % 1st Half: 10-26 38.5% 2nd half: 16-27 59.3% Game: 26-53 49.1% Deadball Rebound: 5.1
3FG % 1st Half: 0-3 0.0% 2nd half: 1-3 33.3% Game: 1-6 16.7%
FT % 1st Half: 3-9 33.3% 2nd half: 3-7 42.9% Game: 6-16 37.5%

Oregon 64 • 4-1

#	Player	Total			3-Ptr			Rebounds			PF	TP	A	TO	Blk	Stl	Min
		FG-FGA	FG-FGA	FT-FTA	FG-FGA	FG-FGA	FT-FTA	Off	Def	Tot							
23	Jacob, Jeremy	f	2-4	0-0	1-2	0	1	1	1	5	0	2	0	1	19		
25	Singler, E.J.	f	2-6	1-2	4-5	1	0	1	4	9	5	1	2	0	26		
31	Nared, Tyrone	c	1-1	0-0	0-0	1	1	2	0	2	1	1	0	1	11		
03	Sim, Garrett	g	0-6	0-2	2-2	0	3	3	1	2	3	0	2	1	36		
10	Loyd, Johnathan	g	8-11	6-7	2-2	0	1	1	3	24	2	5	0	0	31		
05	Ashaolu, Olu		6-9	0-1	1-2	1	4	5	4	13	0	0	1	3	29		
12	Kingma, Brett		0-3	0-3	0-0	1	1	2	0	0	1	1	0	0	12		
33	Emory, Carlos		1-4	1-3	2-2	0	2	2	1	5	0	2	1	0	15		
55	Woods, Tony		0-2	0-0	4-4	1	5	6	1	4	2	3	2	0	21		
Team						2	4	6									
Totals			20-46	8-18	16-19	7	22	29	15	64	14	15	8	6	200		

FG % 1st Half: 7-21 33.3% 2nd half: 13-25 52.0% Game: 20-46 43.5% Deadball Rebound: 0
3FG % 1st Half: 2-11 18.2% 2nd half: 6-7 85.7% Game: 8-18 44.4%
FT % 1st Half: 7-9 77.8% 2nd half: 9-10 90.0% Game: 16-19 84.2%

Officials: Dick Cartmell, Michael Reed, Mike Scyphers
Technical fouls: UTEP-None. Oregon-None.
Attendance: 5800

Score by periods	1st	2nd	Total
UTEP	23	36	59
Oregon	23	41	64

Last FG - UTEP 2nd-00:59, ORE 2nd-00:22.
Largest lead - UTEP by 4 1st-18:45, ORE by 9 2nd-15:21.

Score tied - 3 times.
Lead changed - 7 times.

Oregon vs BYU
12-03-11 3:05 pm at Salt Lake City - EnergySolutions Arena

Oregon 65 • 4-1, 0-0

#	Player	Total			3-Ptr			Rebounds			PF	TP	A	TO	Blk	Stl	Min
		FG-FGA	FG-FGA	FT-FTA	FG-FGA	FG-FGA	FT-FTA	Off	Def	Tot							
03	Sim, Garrett	*	6-8	2-4	2-2	1	2	3	2	16	7	2	0	0	32		
05	Ashaolu, Olu	*	2-5	0-0	2-3	4	5	9	1	6	1	1	1	0	27		
10	Loyd, Johnathan	*	1-6	0-3	1-2	0	4	4	3	3	3	3	0	0	27		
25	Singler, E.J.	*	4-11	3-6	0-0	2	5	7	2	11	3	3	0	0	28		
55	Woods, Tony	*	4-9	0-0	5-10	1	5	6	3	13	0	1	0	0	21		
12	Kingma, Brett		1-5	1-4	0-0	0	0	0	0	3	0	2	0	0	13		
23	Jacob, Jeremy		1-6	0-0	0-0	1	4	5	3	2	0	1	0	0	13		
31	Nared, Tyrone		0-3	0-1	0-0	0	3	3	2	0	0	0	0	1	19		
33	Emory, Carlos		3-4	3-4	2-4	1	2	3	2	11	1	2	1	0	20		
Team						1	2	3									
Totals			22-57	9-22	12-21	11	32	43	18	65	15	15	2	1	200		

FG % 1st Half: 10-24 41.7% 2nd half: 12-33 36.4% Game: 22-57 38.6% Deadball Rebound: 3
3FG % 1st Half: 5-9 55.6% 2nd half: 4-13 30.8% Game: 9-22 40.9%
FT % 1st Half: 6-10 60.0% 2nd half: 6-11 54.5% Game: 12-21 57.1%

BYU 79 • 5-2, 0-0

#	Player	Total			3-Ptr			Rebounds			PF	TP	A	TO	Blk	Stl	Min
		FG-FGA	FG-FGA	FT-FTA	FG-FGA	FG-FGA	FT-FTA	Off	Def	Tot							
00	DAVIES, Brandon	*	2-10	0-0	2-2	1	4	5	5	6	2	1	1	0	20		
01	ABOU, Charles	*	3-15	2-6	0-0	5	7	12	2	8	3	1	0	1	31		
13	ZYLSTRA, Brock	*	2-6	1-4	2-3	0	0	0	1	7	3	0	0	2	26		
20	WINDER, Anson	*	4-8	2-5	0-1	1	1	2	0	10	6	3	0	1	37		
34	HARTSOCK, Noah	*	8-14	0-1	7-8	4	8	12	4	23	2	1	4	0	37		
02	CUSICK, Craig		0-0	0-0	0-0	0	1	1	0	0	0	0	0	0	3		
12	SHARP, Josh		0-0	0-0	0-0	0	0	0	0	1	0	0	0	0	2		
21	ROGERS, Stephen		5-10	4-7	2-3	0	1	1	1	16	2	2	0	2	21		
24	HARRISON, Damarcus		0-1	0-1	0-2	0	1	1	0	0	0	1	0	2	5		
33	AUSTIN, Nate		4-7	1-2	0-0	2	4	6	5	9	0	0	0	0	18		
Team						2	3	5									
Totals			28-71	10-26	13-19	15	30	45	19	79	18	10	5	8	200		

FG % 1st Half: 14-37 37.8% 2nd half: 14-34 41.2% Game: 28-71 39.4% Deadball Rebound: 2
3FG % 1st Half: 5-17 29.4% 2nd half: 5-9 55.6% Game: 10-26 38.5%
FT % 1st Half: 5-8 62.5% 2nd half: 8-11 72.7% Game: 13-19 68.4%

Officials: Kevin Brill, Gregory Nixon, JP Orr
Technical fouls: Oregon-None. BYU-None.
Attendance: 12845

Score by periods	1st	2nd	Total
Oregon	31	34	65
BYU	38	41	79

Last FG - ORE 2nd-00:18, BY 2nd-03:05.
Largest lead - ORE by 8 1st-17:23, BY by 21 2nd-09:08.

Score tied - 0 times.
Lead changed - 1 time.

Fresno State vs Oregon
12-10-11 7:06 p.m. at Eugene, Ore. - Matthew Knight Arena

Fresno State 70 • 4-6

#	Player	Total			3-Ptr			Rebounds			PF	TP	A	TO	Blk	Stl	Min
		FG-FGA	FG-FGA	FT-FTA	FG-FGA	FG-FGA	FT-FTA	Off	Def	Tot							
00	Brown, Jerry	f	5-9	0-0	3-4	2	1	3	3	13	1	0	0	1	36		
02	Wills, Jonathan	f	6-15	1-6	7-7	2	3	5	1	20	0	3	0	2	36		
24	Foster, Kevin	c	5-10	0-1	1-4	3	3	6	2	11	0	2	1	0	23		
03	Olekaibe, Kevin	g	2-9	0-3	0-0	1	1	2	2	4	1	0	0	0	18		
12	Shepp, Steven	g	1-5	0-1	0-0	2	2	2	3	2	7	3	0	1	37		
01	Johnson, Tyler		5-9	1-1	2-3	2	3	5	4	13	0	1	1	2	32		
05	McGaughey, Larry		3-4	1-2	0-1	0	1	1	1	7	1	0	0	0	18		
Team						3	1	4									
Totals			27-61	3-14	13-19	13	15	28	16	70	10	9	2	6	200		

FG % 1st Half: 13-33 39.4% 2nd half: 14-28 50.0% Game: 27-61 44.3% Deadball Rebound: 1.1
3FG % 1st Half: 0-7 0.0% 2nd half: 3-7 42.9% Game: 3-14 21.4%
FT % 1st Half: 6-8 75.0% 2nd half: 7-11 63.6% Game: 13-19 68.4%

Oregon 74 • 5-2

#	Player	Total			3-Ptr			Rebounds			PF	TP	A	TO	Blk	Stl	Min
		FG-FGA	FG-FGA	FT-FTA	FG-FGA	FG-FGA	FT-FTA	Off	Def	Tot							
05	Ashaolu, Olu	f	2-4	0-0	0-2	2	2	4	4	4	0	2	1	1	27		
25	Singler, E.J.	f	5-9	0-4	4-5	1	2	3	4	14	2	4	1	0	24		
55	Woods, Tony	c	2-4	0-0	1-2	2	2	4	3	5	1	2	0	0	15		
03	Sim, Garrett	g	5-5	3-3	4-4	0	2	2	0	17	1	3	0	0	27		
10	Loyd, Johnathan	g	0-3	0-3	1-2	0	2	2	1	1	6	1	0	1	24		
12	Kingma, Brett		0-0	0-0	0-0	0	1	1	0	0	0	1	0	0	3		
23	Jacob, Jeremy		3-4	0-0	0-0	2	2	2	2	6	1	1	0	0	13		
31	Nared, Tyrone		3-4	0-1	0-1	1	4	5	2	6	1	1	3	0	25		
33	Emory, Carlos		1-2	1-2	0-0	1	5	6	0	3	0	0	0	0	13		
34	Joseph, Devoe		6-13	3-9	3-4	0	0	0	1	18	4	1	0	2	29		
Team						1	4	5									
Totals			27-48	7-22	13-20	8	26	34	17	74	16	16	5	4	200		

FG % 1st Half: 14-26 53.8% 2nd half: 13-22 59.1% Game: 27-48 56.3% Deadball Rebound: 4
3FG % 1st Half: 3-13 23.1% 2nd half: 4-9 44.4% Game: 7-22 31.8%
FT % 1st Half: 3-4 75.0% 2nd half: 10-16 62.5% Game: 13-20 65.0%

Officials: Michael Eggers, Frank Harvey III, Kurt Walker
Technical fouls: Fresno State-None. Oregon-None.
Attendance: 6862

Score by periods	1st	2nd	Total
Fresno State	32	38	70
Oregon	34		

Virginia vs Oregon
12-18-11 2:36 p.m. at Eugene, Ore. - Matthew Knight Arena

Virginia 67 • 9-1

#	Player	Total			3-Ptr			Rebounds			PF	TP	A	TO	Blk	Stl	Min
		FG-FGA	FG-FGA	FT-FTA	FG-FGA	FG-FGA	FT-FTA	Off	Def	Tot							
12	Joe Harris	f	6-13	2-4	1-1	1	4	5	1	15	0	1	0	1	35		
23	Mike Scott	f	5-7	0-0	7-7	5	8	13	3	17	1	1	0	0	28		
25	Akiane Sene	c	2-5	0-0	0-0	2	3	5	4	4	1	0	0	0	20		
01	Jontel Evans	g	5-9	0-0	2-3	0	4	4	3	12	5	3	0	1	33		
13	Sammy Zeglinski	g	3-10	3-8	0-0	0	3	3	2	9	4	1	0	0	34		
22	Malcolm Brogdon	f	4-8	1-3	0-0	1	5	6	1	9	1	1	0	0	24		
24	KT Harrell	f	0-1	0-0	0-0	0	0	0	0	0	0	0	0	0	4		
25	Akil Mitchell	f	0-2	0-0	1-2	0	1	1	4	1	0	1	0	0	15		
32	Darion Atkins	f	0-0	0-0	0-0	0	1	1	1	0	0	0	0	0	7		
Team						0	1	1									
Totals			25-55	6-15	11-13	9	30	39	19	67	12	8	0	2	200		
FG % 1st Half:		12-31	38.7%	2nd half:	13-24	54.2%	Game:		25-55	45.5%	Deadball						
3FG % 1st Half:		4-9	44.4%	2nd half:	2-6	33.3%	Game:		6-15	40.0%	Rebound:						
FT % 1st Half:		0-0	0.0%	2nd half:	11-13	84.6%	Game:		11-13	84.6%							

Oregon 54 • 6-3

#	Player	Total			3-Ptr			Rebounds			PF	TP	A	TO	Blk	Stl	Min
		FG-FGA	FG-FGA	FT-FTA	FG-FGA	FG-FGA	FT-FTA	Off	Def	Tot							
05	Ashaolu, Olu	f	1-3	0-0	0-0	1	0	1	4	2	1	2	0	0	15		
25	Singler, E.J.	f	2-11	0-3	0-0	1	3	4	0	4	0	0	0	0	32		
55	Woods, Tony	c	3-4	0-0	3-8	2	1	3	3	9	1	0	1	1	22		
03	Sim, Garrett	g	4-10	1-4	0-0	0	5	5	1	9	1	1	0	1	31		
10	Loyd, Johnathan	g	0-1	0-1	1-2	0	4	4	1	1	4	1	0	2	21		
12	Kingma, Brett	f	1-3	0-1	0-0	0	0	0	1	2	1	0	0	0	8		
23	Jacob, Jeremy	f	4-6	0-0	0-1	1	2	3	3	8	0	0	0	0	20		
33	Emory, Carlos	f	1-4	0-1	1-2	1	2	3	1	3	2	1	0	0	22		
34	Joseph, Devove	f	7-12	2-5	0-1	0	2	2	0	16	1	0	0	0	29		
Team						0	0	0									
Totals			23-54	3-15	5-14	6	19	25	14	54	11	6	0	4	200		
FG % 1st Half:		12-26	46.2%	2nd half:	11-28	39.3%	Game:		23-54	42.6%	Deadball						
3FG % 1st Half:		2-8	25.0%	2nd half:	1-7	14.3%	Game:		3-15	20.0%	Rebound:						
FT % 1st Half:		4-10	40.0%	2nd half:	1-4	25.0%	Game:		5-14	35.7%							

Officials: Tony Padilla, Chris Rastatter, Michael Reed
Technical fouls: Virginia-None, Oregon-None.
Attendance: 8750

Score by periods	1st	2nd	Total
Virginia	28	39	67
Oregon	30	24	54

Last FG - UVA 2nd-00:30, ORE 2nd-00:22.
Largest lead - UVA by 15 2nd-04:02, ORE by 6 1st-08:37.

Score tied - 5 times.
Lead changed - 4 times.

N. Carolina Central vs Oregon
12-20-11 7:05 p.m. at Eugene, Ore. - Matthew Knight Arena

N. Carolina Central 45 • 6-6

#	Player	Total			3-Ptr			Rebounds			PF	TP	A	TO	Blk	Stl	Min
		FG-FGA	FG-FGA	FT-FTA	FG-FGA	FG-FGA	FT-FTA	Off	Def	Tot							
01	SUTTON, Dominique	f	1-5	0-0	0-1	0	1	1	3	2	0	2	0	2	29		
25	WILLIS, Ray	f	5-21	1-3	0-0	3	6	9	0	11	1	6	0	1	37		
43	O'NEAL, Tracy	c	0-0	0-0	0-0	0	1	1	2	0	0	0	0	0	5		
11	ANYAORAH, Ebuka	g	1-6	0-4	1-1	1	1	2	1	3	0	0	0	0	13		
32	CHAPMAN, Emanuel	g	2-8	0-3	0-0	0	3	3	0	4	2	2	3	2	31		
02	BEAMAN, Tramar	f	2-3	2-3	1-1	0	2	2	0	7	1	1	0	0	7		
13	BEST, David	f	0-0	0-0	0-0	0	3	3	4	0	0	1	1	1	10		
14	INGRAM, Jeremy	f	4-11	1-5	1-2	4	2	6	1	10	1	2	1	2	29		
20	NICELY, Jonathan	f	0-0	0-0	0-0	0	0	0	0	0	0	0	0	0	3		
33	JAWARA, Karamo	f	0-1	0-0	2-2	0	1	1	2	2	0	1	1	0	11		
35	CHASTEN, Nick	f	3-6	0-2	0-0	3	2	5	4	6	1	1	1	2	25		
Team						3	2	5									
Totals			18-61	4-20	5-7	14	24	38	17	45	6	16	7	10	200		
FG % 1st Half:		7-33	21.2%	2nd half:	11-28	39.3%	Game:		18-61	29.5%	Deadball						
3FG % 1st Half:		1-9	11.1%	2nd half:	3-11	27.3%	Game:		4-20	20.0%	Rebound:						
FT % 1st Half:		3-4	75.0%	2nd half:	2-3	66.7%	Game:		5-7	71.4%							

Oregon 58 • 7-3

#	Player	Total			3-Ptr			Rebounds			PF	TP	A	TO	Blk	Stl	Min
		FG-FGA	FG-FGA	FT-FTA	FG-FGA	FG-FGA	FT-FTA	Off	Def	Tot							
25	Singler, E.J.	f	3-8	0-1	7-8	1	4	5	1	13	2	1	2	1	32		
34	Joseph, Devove	f	3-9	2-4	2-2	1	3	4	2	10	0	3	0	1	32		
55	Woods, Tony	c	0-3	0-0	7-8	0	5	5	0	7	0	0	1	0	16		
03	Sim, Garrett	g	5-7	3-5	0-0	0	1	1	1	13	2	2	0	2	31		
10	Loyd, Johnathan	g	0-6	0-1	0-0	0	1	1	1	0	4	3	0	3	23		
04	Lucenti, Nicholas	f	0-0	0-0	0-0	0	0	0	0	1	0	0	0	0	2		
05	Ashaolu, Olu	f	3-4	0-1	2-2	3	6	9	2	8	0	3	0	0	21		
12	Kingma, Brett	f	1-4	1-4	0-0	0	0	0	0	1	3	1	0	0	13		
23	Jacob, Jeremy	f	0-3	0-0	0-0	0	3	3	0	0	0	1	0	0	11		
33	Emory, Carlos	f	1-5	0-2	2-2	1	3	4	1	4	1	0	0	1	19		
Team						2	3	5									
Totals			16-49	6-18	20-22	8	29	37	10	58	10	13	3	8	200		
FG % 1st Half:		5-25	20.0%	2nd half:	11-24	45.8%	Game:		16-49	32.7%	Deadball						
3FG % 1st Half:		1-10	10.0%	2nd half:	5-8	62.5%	Game:		6-18	33.3%	Rebound:						
FT % 1st Half:		10-10	100.0%	2nd half:	10-12	83.3%	Game:		20-22	90.9%							

Officials: Bruce Hicks, Glen Mayberry, Scott Brown
Technical fouls: N. Carolina Central-None, Oregon-None.
Attendance: 5855

GLOBAL SPORTS HOOPS SHOWCASE GAME 2

Score by periods	1st	2nd	Total
N. Carolina Central	18	27	45
Oregon	21	37	58

Last FG - NCCU 2nd-00:07, ORE 2nd-02:19.
Largest lead - NCCU by 3 1st-03:15, ORE by 18 2nd-02:19.

Score tied - 3 times.
Lead changed - 6 times.

Prairie View A&M vs Oregon
12-21-11 7:05 p.m. at Eugene, Ore. - Matthew Knight Arena

Prairie View A&M 66 • 3-8

#	Player	Total			3-Ptr			Rebounds			PF	TP	A	TO	Blk	Stl	Min
		FG-FGA	FG-FGA	FT-FTA	FG-FGA	FG-FGA	FT-FTA	Off	Def	Tot							
01	DEMUYNCK, Jourdan	f	4-11	0-1	2-2	2	2	4	2	10	1	3	0	1	22		
32	CHAMPMAN, Demondre	f	4-4	0-0	4-5	1	1	2	3	12	1	2	0	0	20		
20	MONTGOMERY, Jules	c	3-7	2-3	0-1	1	5	6	3	8	2	3	0	1	29		
02	WRIGHT, Ronald	g	4-11	0-0	2-2	2	3	5	3	8	2	1	0	0	29		
24	GESIAKOWSKI, Ryan	g	3-12	2-9	0-0	0	0	0	2	8	1	3	0	0	26		
03	MUNKS, Louis	f	3-9	2-4	0-0	0	2	2	3	8	1	0	0	1	13		
10	JACKSON, Marcellus	f	2-5	0-0	0-0	0	2	2	1	4	0	2	0	0	11		
13	DUPLESSIS, Jimmie	f	0-0	0-0	0-0	0	0	0	0	0	0	0	0	0	2		
14	SCRANTON, Jayvian	f	0-0	0-0	0-0	0	1	1	0	0	0	1	0	0	1		
22	ADU, Marvin	f	0-0	0-0	0-0	0	0	0	0	2	0	0	0	0	5		
23	BELL, Cortney	f	1-1	0-0	0-0	0	2	2	1	2	0	0	1	1	11		
31	SCOTT, Montrael	f	2-3	0-1	0-0	0	2	2	1	4	3	1	0	0	11		
33	RIATHIN, Mayol	f	0-0	0-0	0-0	0	0	0	2	0	0	0	0	1	4		
41	MEADOWS, Tim	f	0-2	0-1	2-2	0	1	1	2	2	0	1	0	0	16		
Team						3	5	8									
Totals			26-65	6-19	8-12	9	26	35	25	66	11	17	1	5	200		
FG % 1st Half:		12-27	44.4%	2nd half:	14-38	36.8%	Game:		26-65	40.0%	Deadball						
3FG % 1st Half:		2-6															

Oregon vs Washington State
12-29-11 6 p.m. at Spokane, Wash. - Spokane Arena

Oregon 92 • 10-3, 1-0

#	Player	Total			3-Ptr			Rebounds			PF	TP	A	TO	Blk	Stl	Min
		FG-FGA	FG-FGA	FT-FTA	FG-FGA	FG-FGA	FT-FTA	Off	Def	Tot							
25	Singler, E.J.	f	5-10	1-5	2-2	1	7	8	4	13	4	2	0	1	27		
55	Woods, Tony	c	2-3	0-0	0-1	1	1	2	3	4	0	2	0	0	10		
03	Sim, Garrett	g	4-4	1-1	3-4	0	2	2	1	12	2	1	0	0	35		
10	Loyd, Johnathan	g	2-4	0-1	0-0	0	1	1	1	4	4	1	0	1	26		
34	Joseph, Devove	g	6-9	3-4	2-2	0	1	1	2	17	7	5	0	1	32		
04	Lucenti, Nicholas	g	0-0	0-0	0-0	0	0	0	0	0	0	0	0	0	2		
5	Ashaolu, Olu	g	9-11	0-0	5-12	1	9	10	4	23	0	2	1	0	24		
12	Kingma, Brett	g	3-4	3-4	0-0	0	0	0	2	9	2	0	0	0	14		
23	Jacob, Jeremy	g	1-2	0-0	0-0	1	1	2	2	2	0	1	0	0	17		
33	Emory, Carlos	g	2-2	1-1	3-4	2	2	4	3	8	1	2	0	0	13		
	Team					2	2	4									
	Totals		34-49	9-16	15-25	8	26	34	22	92	20	17	1	3	200		

FG % 1st Half: 20-28 71.4% 2nd half: 14-21 66.7% Game: 34-49 69.4% Deadball Rebound: 3
3FG % 1st Half: 7-11 63.6% 2nd half: 2-5 40.0% Game: 9-16 56.3%
FT % 1st Half: 7-11 63.6% 2nd half: 8-14 57.1% Game: 15-25 60.0%

Washington State 75 • 8-5, 0-1

#	Player	Total			3-Ptr			Rebounds			PF	TP	A	TO	Blk	Stl	Min
		FG-FGA	FG-FGA	FT-FTA	FG-FGA	FG-FGA	FT-FTA	Off	Def	Tot							
12	Motum, Brock	f	3-8	0-2	6-7	3	2	5	3	12	3	3	0	0	25		
40	Enquist, Charlie	f	0-0	0-0	0-0	0	1	1	2	0	0	0	0	0	10		
00	Capers, Marcus	g	2-4	0-0	0-0	1	2	3	5	4	2	0	2	0	27		
01	Moore, Reggie	g	4-12	1-3	5-6	1	0	1	0	14	4	2	0	1	31		
03	Lacy, DaVonte	g	7-9	5-6	0-2	1	1	2	5	19	3	1	0	2	24		
02	Ladd, Mike	g	1-2	0-1	2-4	0	1	1	0	4	4	0	0	0	15		
05	Dilorio, Will	g	0-0	0-0	0-0	1	1	2	0	0	0	0	0	0	11		
11	Aden, Faisal	g	2-10	0-2	0-0	0	2	2	1	4	0	1	0	3	20		
23	Shelton, D.J.	g	3-4	0-0	1-1	0	1	1	1	7	1	2	0	0	12		
31	Lodwick, Abe	g	2-5	2-5	0-0	0	2	2	3	6	1	1	0	1	16		
34	Kernich-Drew, Dexter	g	1-2	0-1	0-0	0	1	1	2	2	0	0	0	1	7		
44	Simon, Patrick	g	1-1	1-1	0-0	0	0	0	0	3	0	0	0	0	2		
	Team					1	0	1									
	Totals		26-57	9-21	14-20	8	14	22	22	75	18	10	2	8	200		

FG % 1st Half: 13-30 43.3% 2nd half: 13-27 48.1% Game: 26-57 45.6% Deadball Rebound: 3
3FG % 1st Half: 5-12 41.7% 2nd half: 4-9 44.4% Game: 9-21 42.9%
FT % 1st Half: 3-6 50.0% 2nd half: 11-14 78.6% Game: 14-20 70.0%

Officials: Verne Harris, Michael Reed, Michael Irving
Technical fouls: Oregon-None, Washington State-None.
Attendance: 9869

Score by periods	1st	2nd	Total
Oregon	54	38	92
Washington State	34	41	75

Last FG - ORE 2nd-00:36, WSU 2nd-00:24.
Largest lead - ORE by 22 2nd-19:35, WSU None.

Score tied - 0 times.
Lead changed - 0 times.

Oregon vs Washington
12-31-11 7:00 PM at Seattle, Wash. - Alaska Airlines Arena

Oregon 60 • 10-4, 1-1

#	Player	Total			3-Ptr			Rebounds			PF	TP	A	TO	Blk	Stl	Min
		FG-FGA	FG-FGA	FT-FTA	FG-FGA	FG-FGA	FT-FTA	Off	Def	Tot							
05	Ashaolu, Olu	f	2-8	0-0	2-3	6	6	12	3	6	0	2	0	0	25		
25	Singler, E.J.	f	7-16	2-7	4-4	3	6	9	0	20	2	3	0	0	32		
03	Sim, Garrett	g	4-10	3-8	2-2	0	1	1	0	13	3	5	0	2	34		
10	Loyd, Johnathan	g	0-1	0-0	2-2	0	1	1	3	2	1	0	0	1	17		
34	Joseph, Devove	g	1-13	0-5	2-2	1	2	3	1	4	3	1	0	1	34		
12	Kingma, Brett	g	0-3	0-1	0-0	1	0	1	2	0	0	0	0	2	12		
23	Jacob, Jeremy	g	4-6	0-0	0-1	0	1	1	0	8	0	1	0	0	13		
33	Emory, Carlos	g	1-4	0-2	3-5	2	0	2	4	5	0	1	0	1	15		
55	Woods, Tony	g	1-1	0-0	0-0	1	4	5	0	2	1	1	3	0	18		
	Team					1	0	1									
	Totals		20-62	5-23	15-19	15	21	36	13	60	11	15	3	6	200		

FG % 1st Half: 11-34 32.4% 2nd half: 9-28 32.1% Game: 20-62 32.3% Deadball Rebound: 2.1
3FG % 1st Half: 2-14 14.3% 2nd half: 3-9 33.3% Game: 5-23 21.7%
FT % 1st Half: 6-7 85.7% 2nd half: 9-12 75.0% Game: 15-19 78.9%

Washington 76 • 8-5, 2-0

#	Player	Total			3-Ptr			Rebounds			PF	TP	A	TO	Blk	Stl	Min
		FG-FGA	FG-FGA	FT-FTA	FG-FGA	FG-FGA	FT-FTA	Off	Def	Tot							
44	Gant, Darnell	f	0-2	0-1	0-0	2	2	4	3	0	1	1	0	0	17		
05	N'Diaye, Aziz	c	4-7	0-0	0-0	0	6	6	3	8	0	3	3	2	29		
00	Gaddy, Abdul	g	4-5	3-3	1-3	0	1	1	3	12	3	3	0	0	27		
14	Wroten, Tony	g	7-15	0-3	3-8	0	4	4	1	17	5	2	1	1	34		
31	Ross, Terrence	g	4-9	3-5	0-0	1	2	3	4	11	1	2	0	2	27		
04	Stewart, Hikeem	g	0-0	0-0	0-0	0	0	0	0	0	0	0	0	0	2		
10	Breung, Martin	g	1-1	0-0	0-0	0	0	0	0	2	0	0	0	0	2		
23	Wilcox, C.J.	g	8-11	6-8	2-2	0	3	3	4	24	2	3	1	1	33		
30	Simmons, Desmond	g	1-4	0-2	0-0	1	5	6	0	2	3	1	0	1	29		
	Team					2	5	7									
	Totals		29-54	12-22	6-13	6	28	34	18	76	15	15	5	7	200		

FG % 1st Half: 17-34 50.0% 2nd half: 12-20 60.0% Game: 29-54 53.7% Deadball Rebound: 4.1
3FG % 1st Half: 6-14 42.9% 2nd half: 6-8 75.0% Game: 12-22 54.5%
FT % 1st Half: 1-4 25.0% 2nd half: 5-9 55.6% Game: 6-13 46.2%

Officials: Dick Cartmell, Mike Littlewood, Mike Scyphers
Technical fouls: Oregon-Ashaolu, Olu, Washington-Gant, Darnell.
Attendance: 9597

Score by periods	1st	2nd	Total
Oregon	30	30	60
Washington	41	35	76

Last FG - ORE 2nd-01:24, WASH 2nd-03:32.
Largest lead - ORE by 3 1st-17:13, WASH by 19 2nd-01:52.

Points ORE 20 WASH 28
In Paint 9 22
Off T/O 16 2
2nd Chance 5 19
Fast Break 15 28
Bench 15 28

Score tied - 2 times.
Lead changed - 2 times.

Stanford vs Oregon
01-05-12 6:06 p.m. at Eugene, Ore. - Matthew Knight Arena

Stanford 67 • 12-3, 2-1

#	Player	Total			3-Ptr			Rebounds			PF	TP	A	TO	Blk	Stl	Min
		FG-FGA	FG-FGA	FT-FTA	FG-FGA	FG-FGA	FT-FTA	Off	Def	Tot							
13	Owens, Josh	f	8-13	0-0	3-5	4	1	5	4	19	0	3	1	2	31		
34	Zimmermann, Andrew	f	0-0	0-0	0-0	0	0	0	0	0	1	0	0	0	10		
02	Bright, Aaron	g	5-12	3-6	1-2	0	2	2	1	14	5	0	0	0	33		
03	Brown, Anthony	g	2-4	1-2	0-0	1	3	4	3	5	0	1	0	0	20		
05	Randle, Chasson	g	3-14	1-6	0-0	1	1	2	7	4	3	0	0	0	33		
04	Nastic, Stefan	g	0-0	0-0	0-0	0	0	0	0	0	0	0	0	0	2		
22	Mann, Jarrett	g	2-4	0-0	1-2	2	3	5	5	1	0	0	1	1	19		
24	Huestis, Josh	g	2-6	0-2	0-0	6	0	6	4	4	0	2	1	0	25		
23	Powell, Dwight	g	0-1	0-1	0-0	0	0	0	2	0	2	0	0	0	7		
40	Gage, John	g	5-10	3-8	0-0	0	1	1	1	13	1	1	1	0	20		
	Team					4	5	9									
	Totals		27-64	8-25	5-9	17	16	33	22	67	12	12	3	3	200		

FG % 1st Half: 13-27 48.1% 2nd half: 14-37 37.8% Game: 27-64 42.2% Deadball Rebound: 3
3FG % 1st Half: 2-9 22.2% 2nd half: 6-16 37.5% Game: 8-25 32.0%
FT % 1st Half: 4-6 66.7% 2nd half: 1-3 33.3% Game: 5-9 55.6%

Oregon 78 • 11-4, 2-1

#	Player	Total			3-Ptr			Rebounds			PF	TP	A	TO	Blk	Stl	Min
		FG-FGA	FG-FGA	FT-FTA	FG-FGA	FG-FGA	FT-FTA	Off	Def	Tot							
23	Jacob, Jeremy	f	2-5	0-0	0-0	1	0	1	1	4	0	0	0	0	14		
25	Singler, E.J.	f	4-9	1-3	4-5	1	3	4	2	13	2	3	0	0	31		
55	Woods, Tony	c	3-7	0-0	2-4	1	4	5	1	8	2	0	3	0	24		
03	Sim, Garrett	g	3-6	2-3	1-2	1	1	2	0	9	4	0	0	2	36		
34	Joseph, Devove	g	9-15	5-7	7-8	1	6	7	0	30	0	1	0	1	36		
05	Ashaolu, Olu	g	2-3	0-1	3-3	0	1	1</									

Oregon vs Arizona State
01-12-12 8:30 p.m. MT at Wells Fargo Arena/Ned Wulk Court-Tempe

Oregon 67 - 12-5/3-2 Pac-12

#	Player	Total			3-Ptr			Rebounds			PF	TP	A	TO	Blk	Stl	Min
		FG-FGA	FG-FGA	FT-FTA	FG-FGA	FG-FGA	FT-FTA	Off	Def	Tot							
23	Jacob, Jeremy	f	3-4	0-0	0-0	0	1	1	2	6	0	1	0	0	0	15	
25	Singler, E.J.	f	4-9	2-7	1-2	1	4	5	2	11	5	1	1	0	34		
55	Woods, Tony	c	5-9	0-0	2-2	0	1	1	3	12	0	0	3	0	21		
03	Sim, Garrett	g	4-7	2-5	0-0	0	1	1	1	10	2	2	0	1	33		
34	Joseph, Devove	g	5-9	3-5	2-2	0	2	2	3	15	4	1	0	4	37		
05	Ashaolu, Olu		3-6	0-0	1-3	0	4	4	2	7	0	1	0	0	18		
10	Loyd, Johnathan		0-0	0-0	3-4	0	1	1	3	3	6	1	0	1	8		
31	Nared, Tyrone		1-3	1-2	0-0	1	3	4	0	3	0	0	0	1	22		
33	Emory, Carlos		0-0	0-0	0-0	0	0	0	1	0	0	1	0	0	2		
Team						1			2								
Totals			25-47	8-19	9-13	3	18	21	17	67	17	8	4	7	200		

FG % 1st Half: 15-27 55.6% 2nd half: 10-20 50.0% Game: 25-47 53.2% Deadball Rebound: 1
 3FG % 1st Half: 5-10 50.0% 2nd half: 3-9 33.3% Game: 8-19 42.1%
 FT % 1st Half: 2-3 66.7% 2nd half: 7-10 70.0% Game: 9-13 69.2%

Arizona State 58 - 5-11/1-3 Pac-12

#	Player	Total			3-Ptr			Rebounds			PF	TP	A	TO	Blk	Stl	Min
		FG-FGA	FG-FGA	FT-FTA	FG-FGA	FG-FGA	FT-FTA	Off	Def	Tot							
00	Felix, Carrick	f	4-9	3-5	0-0	0	5	5	2	11	0	4	1	1	38		
31	Gilling, Jonathan	f	1-5	1-4	0-0	1	1	2	4	3	5	1	0	1	26		
23	Pateev, Ruslan	c	3-4	0-0	3-4	1	5	6	1	9	3	0	0	0	31		
15	Creekmur, Chanse	g	2-4	1-3	0-0	2	1	3	3	5	1	1	0	1	36		
24	Lockett, Trent	g	8-11	1-2	6-8	0	4	4	4	23	5	7	0	1	40-		
02	Colvin, Chris		0-0	0-0	0-0	0	0	0	0	0	0	1	0	0	1		
05	Cain, Kyle		3-6	0-0	1-2	1	5	6	2	7	1	2	1	0	21		
13	Bachynski, Jordan		0-2	0-0	0-0	0	0	0	2	0	0	0	1	0	7		
Team						0			1								
Totals			21-41	6-14	10-14	5	22	27	18	58	15	16	3	4	200		

FG % 1st Half: 14-24 58.3% 2nd half: 7-17 41.2% Game: 21-41 51.2% Deadball Rebound: 1
 3FG % 1st Half: 4-6 66.7% 2nd half: 2-8 25.0% Game: 6-14 42.9%
 FT % 1st Half: 3-4 75.0% 2nd half: 7-10 70.0% Game: 10-14 71.4%

Officials: Michael Greenstein, Bruce Hicks, Justin Van Dwyne
 Technical fouls: Oregon-Jacob, Jeremy, Arizona State-Creekmur, Chanse.
 Attendance: 5609
 FOX Sports Net national broadcast.
 ASU hosts Oregon State Saturday at 6 p.m. on FOX Sports Arizona.
 Only meeting regular season meeting between teams.

Score by periods	1st	2nd	Total
Oregon	37	30	67
Arizona State	35	23	58

Points	In Paint	Off T/O	2nd Chance	Fast Break	Bench
ORE	24	21	4	4	13
ASU	24	2	6	2	7

Last FG - ORE 2nd-02:06, ASU 2nd-05:25.
 Largest lead - ORE by 11 1st-11:46, ASU by 4 2nd-17:15.

Score tied - 4 times.
 Lead changed - 4 times.

USC vs Oregon
01-19-12 5:36 p.m. at Eugene, Ore. - Matthew Knight Arena

USC 62 - 5-14, 0-6

#	Player	Total			3-Ptr			Rebounds			PF	TP	A	TO	Blk	Stl	Min
		FG-FGA	FG-FGA	FT-FTA	FG-FGA	FG-FGA	FT-FTA	Off	Def	Tot							
14	Dedmon, Dewayne	f	7-10	0-0	4-5	3	4	7	4	18	0	1	0	0	25		
33	Jackson, Garrett	f	3-6	0-1	2-3	1	3	4	5	8	0	2	0	0	32		
03	Moore, Alexis	g	1-3	0-0	0-0	0	1	1	3	2	1	0	0	1	28		
10	Jones, Maurice	g	9-23	2-8	2-2	0	1	1	0	22	2	2	0	2	34		
25	Wesley, Byron	g	3-12	0-0	0-0	3	2	5	3	6	0	2	0	0	30		
20	Strangis, Eric		0-1	0-1	0-0	0	0	0	1	0	0	0	0	0	6		
24	Munoz, Daniel		0-3	0-3	2-2	0	3	3	1	2	1	2	0	1	27		
31	Blasticzyk, James		2-3	0-0	0-0	3	0	3	2	4	1	0	0	0	18		
Team						2			1								
Totals			25-61	2-13	10-12	12	15	27	19	62	5	9	0	5	200		

FG % 1st Half: 12-26 46.2% 2nd half: 13-35 37.1% Game: 25-61 41.0% Deadball Rebound: 2
 3FG % 1st Half: 2-5 40.0% 2nd half: 0-8 0.0% Game: 2-13 15.4%
 FT % 1st Half: 2-2 100.0% 2nd half: 8-10 80.0% Game: 10-12 83.3%

Oregon 65 - 14-5, 5-2

#	Player	Total			3-Ptr			Rebounds			PF	TP	A	TO	Blk	Stl	Min
		FG-FGA	FG-FGA	FT-FTA	FG-FGA	FG-FGA	FT-FTA	Off	Def	Tot							
23	Jacob, Jeremy	f	0-4	0-0	0-0	3	1	4	2	0	0	1	0	0	15		
25	Singler, E.J.	f	2-6	0-1	0-0	0	2	2	5	4	0	3	0	0	22		
55	Woods, Tony	c	1-2	0-0	5-7	3	1	4	1	7	0	3	1	0	19		
03	Sim, Garrett	g	5-7	4-6	6-6	0	2	2	0	20	1	2	0	2	33		
34	Joseph, Devove	g	4-10	2-4	6-6	1	3	4	2	16	2	2	1	1	36		
05	Ashaolu, Olu		5-6	0-0	1-3	2	3	5	2	11	1	3	0	0	20		
10	Loyd, Johnathan		0-2	0-1	0-0	0	0	0	1	0	3	2	0	1	18		
31	Nared, Tyrone		1-3	0-2	1-2	2	4	6	1	3	1	3	0	1	26		
33	Emory, Carlos		2-4	0-2	0-0	0	4	4	1	4	1	0	0	0	11		
Team						1			2								
Totals			20-44	6-16	19-24	12	22	34	15	65	9	19	2	5	200		

FG % 1st Half: 11-24 45.8% 2nd half: 9-20 45.0% Game: 20-44 45.5% Deadball Rebound: 2,2
 3FG % 1st Half: 1-6 16.7% 2nd half: 5-10 50.0% Game: 6-16 37.5%
 FT % 1st Half: 7-7 100.0% 2nd half: 12-17 70.6% Game: 19-24 79.2%

Officials: David Hall, Frank Harvey III, Bill Vinovich
 Technical fouls: USC-None, Oregon-None.
 Attendance: 8684

Score by periods	1st	2nd	Total
USC	28	34	62
Oregon	30	35	65

Points	In Paint	Off T/O	2nd Chance	Fast Break	Bench
USC	32	19	13	2	6
ORE	20	5	15	2	18

Last FG - USC 2nd-01:24, ORE 2nd-02:31.
 Largest lead - USC by 6 1st-05:34, ORE by 8 2nd-07:53.

Score tied - 3 times.
 Lead changed - 2 times.

Oregon vs Arizona
01-14-12 1:30 p.m. at Tucson, Ariz. - McKale Center

Oregon 59 - 13-5, 4-2

#	Player	Total			3-Ptr			Rebounds			PF	TP	A	TO	Blk	Stl	Min
		FG-FGA	FG-FGA	FT-FTA	FG-FGA	FG-FGA	FT-FTA	Off	Def	Tot							
23	Jacob, Jeremy	f	1-5	0-0	0-0	2	3	5	3	2	0	1	0	0	17		
25	Singler, E.J.	f	4-7	1-3	3-4	0	4	4	2	12	7	2	0	1	38		
55	Woods, Tony	c	2-4	0-0	0-0	1	3	4	2	4	0	0	4	0	22		
03	Sim, Garrett	g	5-12	2-5	0-1	0	3	3	1	12	3	3	0	1	33		
34	Joseph, Devove	g	6-12	1-4	0-0	0	3	3	4	13	3	4	0	2	40		
05	Ashaolu, Olu		5-10	1-1	2-4	2	2	4	5	13	0	0	0	2	18		
10	Loyd, Johnathan		0-1	0-1	0-0	0	0	0	0	0	0	1	0	0	8		
31	Nared, Tyrone		1-2	1-1	0-1	2	0	2	1	3	1	1	0	1	23		
33	Emory, Carlos		0-0	0-0	0-0	0	0	0	0	0	0	0	0	0	1		
Team						3			2								
Totals			24-53	6-15	5-10	10	20	30	18	59	15	13	4	8	200		

FG % 1st Half: 14-29 48.3% 2nd half: 10-24 41.7% Game: 24-53 45.3% Deadball Rebound: 3,1
 3FG % 1st Half: 4-9 44.4% 2nd half: 2-6 33.3% Game: 6-15 40.0%
 FT % 1st Half: 2-4 50.0% 2nd half: 3-6 50.0% Game: 5-10 50.0%

Arizona 57 - 12-6, 3-2

#	Player	Total			3-Ptr			Rebounds			PF	TP	A	TO	Blk	Stl	Min
		FG-FGA	FG-FGA	FT-FTA	FG-FGA	FG-FGA	FT-FTA	Off	Def	Tot							
33	Perry, Jesse	f	2-4	0-0	4-8	0	4	6	1	8	0	1	0	0	33		
44	Hill, Solomon	f	6-9	3-3	1-1	1	6	7	3	16	2	4	1	2	38		
11	Turner, Josiah	g	4-11	1-3	2-4	0	3	3	2	11	0	3	1	2	29		
13	Johnson, Nick	g	2-6	1-4	2-2	0	3	3	2	7	2	1	2	0	22		
21	Fogg, Kyle	g	1-9	1-3	2-3	2	1	3	2	5	3	1	0	0	34		
03	Parrom, Kevin		1-1	1-1	1-2	1	1	2	1	4	0	2	0	0	11		
20	Mayes, Jordin		1-2	0-1	0-0	0	1	1	1	2	2	2	0	1	13		
24	Lavender, Brendon		0-2	0-2	0-0	1	1	2	0	0	3	0	0	0	13		
30	Chol, Angelo		2-2	0-0	0-0	1	1	2	3	4	0	1	1	0	7		
Team						2			0								
Totals			19-46	7-17	12-20	10	21	31	15	57	12	15	5	5	200		

Oregon State vs Oregon
01-29-12 3:36 p.m. at Eugene, Ore. - Matthew Knight Arena

Oregon State 76 • 14-7, 4-5

##	Player	Total			3-Ptr			Rebounds			PF	TP	A	TO	Blk	Stl	Min
		FG-FGA	FG-FGA	FT-FTA	FG-FGA	FG-FGA	FT-FTA	Off	Def	Tot							
11	Burton, Joe	f	4-7	0-0	2-2	1	4	5	4	10	1	2	0	2	32		
12	Brandt, Angus	f	1-4	0-0	0-0	2	3	5	3	2	2	2	0	0	14		
44	Collier, Devon	f	5-7	0-0	3-6	1	1	2	2	13	2	2	0	0	35		
01	Cunningham, Jared	g	6-14	3-6	12-15	2	5	7	3	27	3	2	0	1	33		
03	Starks, Ahmad	g	5-14	4-8	1-2	1	1	2	2	15	2	6	0	2	39		
00	McShane, Kevin		0-0	0-0	0-0	0	0	0	0	0	0	0	0	0	4		
02	Barton, Challe		0-0	0-0	0-0	1	0	1	0	0	0	0	0	0	5		
15	Moreland, Eric		1-4	0-0	1-2	2	3	5	3	3	2	0	0	4	15		
55	Nelson, Roberto		2-7	0-3	2-3	0	2	2	2	6	3	3	0	3	23		
Team						1	2	3									
Totals			24-57	7-17	21-30	11	21	32	19	76	15	17	0	12	200		
FG % 1st Half:		8-29	27.6%	2nd half:	16-28	57.1%	Game:		24-57	42.1%	Deadball						
3FG % 1st Half:		2-10	20.0%	2nd half:	5-7	71.4%	Game:		7-17	41.2%	Rebound:		6.2				
FT % 1st Half:		5-8	62.5%	2nd half:	16-22	72.7%	Game:		21-30	70.0%							

Oregon 71 • 15-6, 6-3

##	Player	Total			3-Ptr			Rebounds			PF	TP	A	TO	Blk	Stl	Min
		FG-FGA	FG-FGA	FT-FTA	FG-FGA	FG-FGA	FT-FTA	Off	Def	Tot							
23	Jacob, Jeremy	f	2-6	0-0	0-2	0	2	2	1	4	1	0	0	0	18		
25	Singler, E.J.	f	5-10	3-7	3-4	2	2	4	4	16	3	5	0	1	33		
55	Woods, Tony	c	2-3	0-0	1-2	1	2	3	3	5	2	4	4	2	18		
03	Sim, Garrett	g	2-11	1-6	0-0	2	6	8	3	5	2	3	0	1	33		
34	Joseph, Devoe	g	8-16	5-9	5-8	2	5	7	1	26	3	1	0	1	38		
05	Ashaolu, Olu		2-4	0-0	0-0	2	2	4	3	4	1	4	3	0	19		
10	Loyd, Johnathan		0-3	0-3	0-0	1	0	1	4	0	4	2	0	0	11		
31	Nared, Tyrone		0-1	0-1	0-0	0	1	1	3	0	0	2	2	0	10		
33	Emory, Carlos		2-6	0-4	7-8	6	4	10	4	11	0	2	1	2	20		
Team						3	1	4									
Totals			23-60	9-30	16-24	19	25	44	26	71	16	23	10	7	200		
FG % 1st Half:		10-28	35.7%	2nd half:	13-32	40.6%	Game:		23-60	38.3%	Deadball						
3FG % 1st Half:		3-8	37.5%	2nd half:	6-22	27.3%	Game:		9-30	30.0%	Rebound:		3				
FT % 1st Half:		5-7	71.4%	2nd half:	11-17	64.7%	Game:		16-24	66.7%							

Officials: Michael Greenstein, Verne Harris, Mike Littlewood
Technical fouls: Oregon State-None, Oregon-None.
Attendance: 11219

Score by periods	1st	2nd	Total
Oregon State	23	53	76
Oregon	28	43	71

Last FG - OSU 2nd-03:08, ORE 2nd-00:50.
Largest lead - OSU by 12 2nd-06:54, ORE by 10 1st-06:22.

Score tied - 2 times.
Lead changed - 3 times.

OREGON vs UTAH
02-02-12 7:05 p.m. at Salt Lake City, Utah (Huntsman Center)

OREGON 79 • 16-6, 7-3 Pac-12

##	Player	Total			3-Ptr			Rebounds			PF	TP	A	TO	Blk	Stl	Min
		FG-FGA	FG-FGA	FT-FTA	FG-FGA	FG-FGA	FT-FTA	Off	Def	Tot							
05	Ashaolu, Olu	f	4-6	0-0	0-0	0	5	5	3	8	2	1	2	0	18		
23	Jacob, Jeremy	f	3-7	0-0	0-0	1	1	2	3	6	0	0	1	0	17		
25	Singler, E.J.	f	4-8	2-3	2-2	1	5	6	1	12	2	4	0	1	32		
03	Sim, Garrett	g	2-7	2-4	2-2	0	1	1	2	8	5	1	0	1	35		
34	Joseph, Devoe	g	6-13	2-4	6-8	0	5	5	1	20	4	1	0	2	39		
10	Loyd, Johnathan		0-1	0-1	0-0	0	0	0	0	5	0	3	0	0	13		
12	Kingma, Brett		2-3	1-1	0-0	1	0	1	1	5	0	0	0	1	8		
31	Nared, Tyrone		0-2	0-2	0-0	2	1	3	1	0	1	0	0	2	13		
33	Emory, Carlos		4-4	1-1	5-5	0	5	5	1	14	0	0	1	0	12		
55	Woods, Tony		3-6	0-0	0-0	4	1	5	2	6	0	0	0	0	13		
Team						0	0	0									
Totals			28-57	8-16	15-17	9	24	33	20	79	17	7	4	7	200		
FG % 1st Half:		14-29	48.3%	2nd half:	14-28	50.0%	Game:		28-57	49.1%	Deadball						
3FG % 1st Half:		3-8	37.5%	2nd half:	5-8	62.5%	Game:		8-16	50.0%	Rebound:		0				
FT % 1st Half:		5-5	100.0%	2nd half:	10-12	83.3%	Game:		15-17	88.2%							

UTAH 68 • 5-17, 2-8 Pac-12

##	Player	Total			3-Ptr			Rebounds			PF	TP	A	TO	Blk	Stl	Min
		FG-FGA	FG-FGA	FT-FTA	FG-FGA	FG-FGA	FT-FTA	Off	Def	Tot							
10	Farr, Dijon	f	2-3	1-2	0-0	0	4	4	4	5	0	4	0	2	21		
42	Washburn, Jason	f	2-10	0-0	1-1	1	8	9	3	5	0	2	1	0	33		
00	Hines, Chris	g	6-14	4-9	4-4	0	3	3	3	20	0	0	0	0	35		
05	Storey, Kareem	g	1-6	0-2	8-12	1	1	2	4	10	11	1	0	1	40		
43	Martin, Cedric	g	4-7	3-5	4-5	1	5	6	2	15	2	2	0	0	36		
03	Odunsi, Anthony		1-2	1-1	0-0	0	0	0	1	3	0	0	0	0	11		
21	Dawson, Javon		3-4	0-0	2-3	1	1	2	2	8	0	4	0	1	20		
25	Wilkinson, Blake		1-2	0-0	0-0	1	0	1	1	2	0	0	0	0	4		
Team						2	0	2									
Totals			20-48	9-19	19-25	7	22	29	20	68	13	13	1	4	200		
FG % 1st Half:		12-23	52.2%	2nd half:	8-25	32.0%	Game:		20-48	41.7%	Deadball						
3FG % 1st Half:		5-9	55.6%	2nd half:	4-10	40.0%	Game:		9-19	47.4%	Rebound:		3				
FT % 1st Half:		7-10	70.0%	2nd half:	12-15	80.0%	Game:		19-25	76.0%							

Officials: David Hall, Michael Irving, Larry Spaulding
Technical fouls: OREGON-Woods, Tony, UTAH-None.
Attendance: 8024

Score by periods	1st	2nd	Total
OREGON	36	43	79
UTAH	36	32	68

Last FG - ORE 2nd-01:04, UTAH 2nd-00:08.
Largest lead - ORE by 14 2nd-00:18, UTAH by 8 2nd-14:36.

Score tied - 7 times.
Lead changed - 12 times.